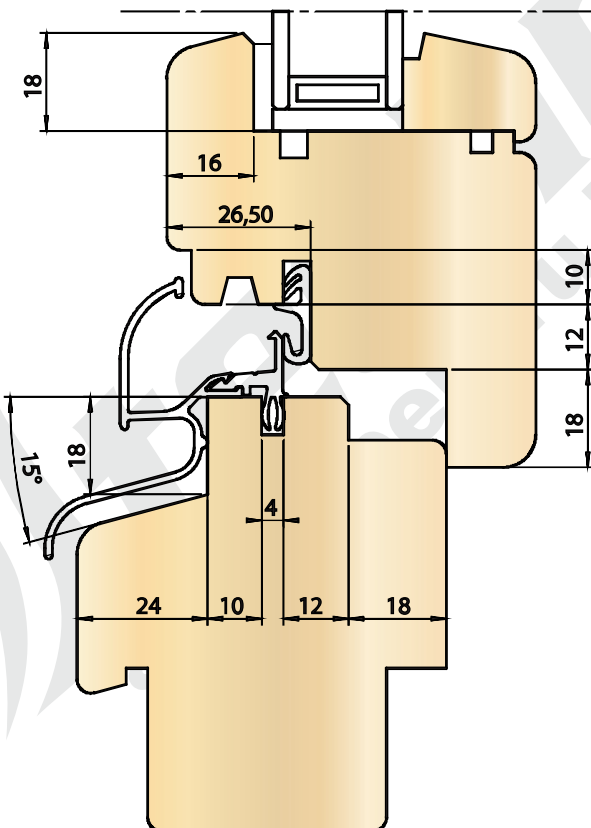


Set freze termopan, cu 3 dinti la frezele pentru cepuit si 2 dinti la frezele profilate, pentru realizarea ferestrelor termopan cu geam dublu, cu simplu sau dublu canat.
Latimea profilului de lemn este de 68 mm.
Setul include 13 grupuri de freze de baza, si 2 grupuri de freze optionale, montate pe bucsi inalte de 100 mm

Setul de baza cuprinde urmatoarele grupuri de freze:

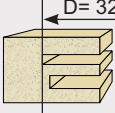
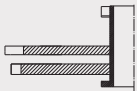

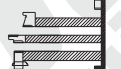

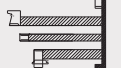

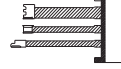





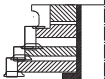

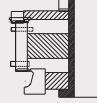

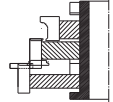

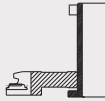

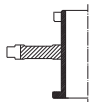
1. Imbinare toc
 2. Imbinare toc inferior
 3. Imbinare toc superior
 4. Imbinare canat
 5. Imbinare canat
 6. Profil interior toc inferior
 7. Profil interior toc superior si lateral
 8. Profil interior canat
 9. Profil exterior canat
 10. Profil exterior canat inferior
 11. Profil feronerie
 12. Profil canat dublu
 13. Profilare sipca
- Optional, acest set poate fi extins cu urmatoarele subseturi:
14. Profil exterior toc inferior
 15. Profil exterior toc superior si lateral



Set freze termopan
SOFTLINE
cu placute amovibile

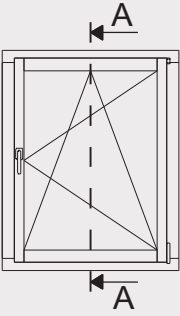
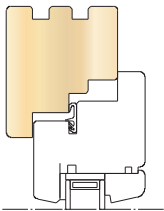

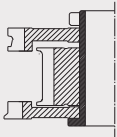
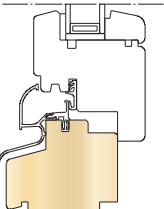


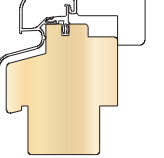

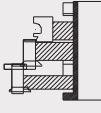


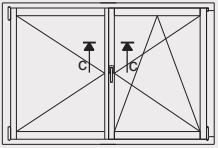
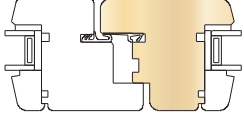

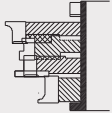
Set freze termopan SOFTLINE cu placute amovibile

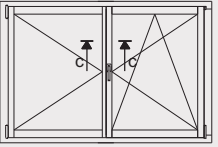
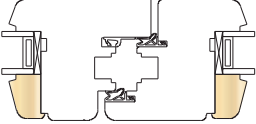

Profile	Nume	Grup
1.  D= 320 mm	Imbinare toc	 Z=3
2. 	Imbinare toc inferior	 Z=3
3. 	Imbinare toc superior	 Z=3
4. 	Imbinare canat	 Z=3
5. 	Imbinare canat	 Z=3
6.  D= 140 sau 125 mm	Profil interior toc inferior	 Z=2
7. 	Profil interior toc superior si lateral	 Z=2
8. 	Profil interior canat	 Z=2
9. 	Profil exterior canat	 Z=2
10. 	Profil exterior canat inferior	 Z=2
11. 	Profil feronerie	 Z=2



Set freze termopan
SOFTLINE cu placute amovibile

Profile	Nume	Grup
 	13.  D= 140 sau 125 mm Profil exterior toc interior	 Z=2
	14.  Profil exterior toc superior si lateral	 Z=2
	 Profil exterior canat cu al doilea cheder	 Z=2

Profile	Nume	Grup
 	 D= 140 sau 125 mm Profil canat dublu	 Z=2

Profile	Nume	Grup
 	 Profilare sipca	