

the art of staging



nivtec

stages, galleries & more



Contents

The blue Flamingo	3
Fields of Use	4 - 7
Staging System	8
Products	
Platforms	9 - 14
Base Construction	15 - 20
Stairways & Ramps	21 - 23
Rails	24 - 28
Accessories	29 - 32
Transport & Storage	33 - 36
Spare Parts	37
Specifications	38 - 43

1999: nivtec - the nobody

2019: nivtec - the art of staging & the blue flamingo

On the occasion of nivtec's 20th presentation at proligh & sound at Frankfurt in 2018 we released the video "**NIVTEC EVOLUTION**". It shows the first nivtec prototype of March 1999 and its way to the first serial platform of June 1999.

"**THE WAY**" shows nivtec's start at small premises of 100 sqm. With the slogan „never give up“ in mind we pursued our plan to make our nivtec staging system a success story. We did so despite of being initially sneered at and some people's supposal we were doomed to fail. Faith in our product inspired us not to get off the track and to muster all forces available. We removed all obstacles, flew over the cliffs and - based on new ideas - aimed at a smooth and safe touch down.

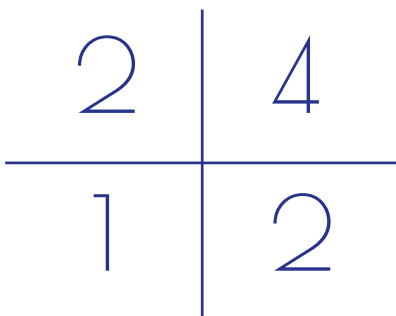
The video productions "**SAFETY IS OUR GREATEST PRIORITY**", "**FUNCTION AND APPEARANCE**", "**TOUGH AND FINE**" or "**NIVTEC: A DESIGN IS BORN**" reflect some topics of our strategy which proved to be the company's DNA and the key to the system's worldwide success.

This leaflet in pocket size now provides a summary of any information on the nivtec staging system and its components, following the slogan: "**LESS IS MORE**"

We will start to issue a documentation on 20 years of nivtec after proligh & sound 2019. It will be our pleasure to discuss with you personally the question why nivtec is "**the art of staging & the blue flamingo**" either at Frankfurt or at our premises at Remscheid or even on the phone. Let's look back on a lively past and together plan nivtec's future in accordance with wishes and visions of nivtec users all around the world.

your nivtec-team

nivtec-principle



the Original since 1999



Fields of Use



standard stages with a high demand for quick and easy assembly
stage 6 x 4 m, material: 12 platforms + 20 alu legs,
assembly crew: 2 people, assembly time: 3:58 min

special stages with show stairways and circle segments





stages with wide stairways parallel to the stage
up to **stage height 140 cm**

stages with wide stairways parallel to the stage
up to **stage height 200 cm**






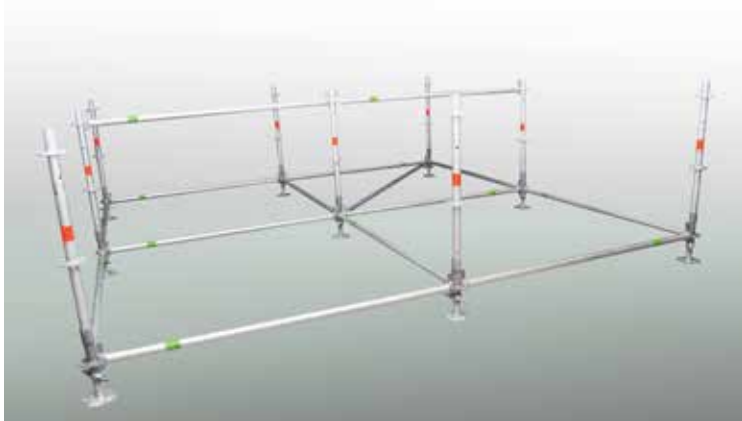
stages with stairways and ramps

rolling risers





weight girder stages up to a stage height 300 cm
in combination with
Layher-Allround-Metric-Scaffold System
steel, grid 200 x 200



Staging System for stages, galleries & more

1

quick assembly and dismantling – reduction of legs

Assembly with reduced quantity of legs acc. to nivtec principle 4-2-2-1 due to innovative technical features
example: stage 12 x 8 m
63 legs instead of 192

2

easy handling

easy hook-on of platforms acc. to groove and tongue principle without additional connecting elements

3

tool-free assembly

legs are mounted without any tools by just turning the lever of the leg support

4

time-saving connection

The locking mechanism Klick-Klack integrated in the tongue profiles allows a quick and easy connection of the platforms with just one move of the lever. There are no trip hazards to be taken care of.

5

flexible in use

perfectly suitable for indoor and short-term outdoor use due to water-resistant and slip-resistant multiplex plywood panel and corrosion protected system parts.

6

tought-out functions

attachment of rails and add-on constructions as stairways at stages and galleries with direct connection to the base construction through the 4 multifunctional openings in the panel.

7

variable in height and grid

Alu base construction up to stage height 200 cm in grid 200 x 100, with fix, adjustable and telescopic legs as well as stepless adjustable version achieved by combination of fix nivtec leg and Layher scaffold spindle.

steel base construction up to stage height 300 cm in grid 200 x 200, with combination of nivtec weight girder system with Layher Metric-Allround-Scaffold-System

8

light weight

nivtec standard platform 200 x 100 cm with 12 mm multiplex-plywood panel: approx. 33 kg
nivtec indoor platform 200 x 100 cm with 9 mm indoor panel: approx 28 kg

9

space-saving transport and storage system

transport and storage means available for all system components

10

safe in use

more than 20 000 pages of structural documentation

The nivtec staging system for stages, galleries & more has been tested and certified in accordance with the regulations of DIN EN 13814 with load capacity 7,5 KN/sqm. Structural documentation, certificates etc. are available.



nivtec product range contains just a few system components. This is achieved by practice-oriented constructions with thought out functions.

Platforms

for stages, galleries & more

The system platform is the core component of the nivtec staging system. In March 1999, the first prototype was presented at the Prolight & Sound trade fair in Frankfurt (Germany). The first series-produced platform was displayed in June 1999 at the Showtec trade fair in Berlin (Germany).

20 years in, the nivtec system is still based on a singular unique design. Individual components were modified over the years and expanded with new options in order to address market requirements, but the platform remained essentially unchanged.


Why?

To us, even nowadays the **nivtec platform** is still a **masterpiece of engineering design**:



hook-on system
hook the tongue into the groove -
done!

The 9 cm tall frame consists of specially shaped aluminium profiles: 2 tongue sides and 2 groove sides. The **hook-on design** that, to date, is totally unique results from this; it allows for a straight-forward hooking-on based on the tongue and groove principle, without any additional connecting elements.



lock the integrated Klick-Klack
locking mechanism -
done!

The Klick-Klack locking mechanism integrated in the tongue profiles allows for a quick and secure connection of the platforms to one another with a flick of the hand so that a firm connection of the whole stage areas is created, without tripping hazards at the seams of the platforms.

**insert the leg into the leg support,
flip the lever
done!**

The nivtec leg support with double eccentric clamping lever provides for a **tool-free installation** of the legs made of round tubes with a diameter of 48.3 mm and a wall thickness of 4 mm, which is, as such, Layher-compatible.




**for indoor and outdoor use
with 12 mm multiplex plywood panel,
skid-resistant**

Since March 1999, the only 12 mm thick WISA-HexaGrip multiplex plywood panel made of Finnish birch plywood has been used as the sole standard board for indoor and short-term outdoor use. The layers of veneer are placed perpendicular on top of one another and, glued together with phenolic resin formaldehyde glue. The panel is weather-proof in accordance with the EN 314-2/KI. 3 BFU100 norm. The surface made of a dark-brown phenolic resin coating with hexagonal embossing is skid-resistant.



4 multi-function openings in each board allow for the installation of rails and other base construction in direct connection with the substructure. The openings as well as the edges of the boards are both sealed against moisture. The frame and the board are connected via a special bonding technique that has proven itself for 20 years already.



In addition to the aluminium and stainless steel components and the high-quality Finnish wood, **the plastic parts** in the standard colour blue, manufactured with the company's own tools, are important components of the nivtec system platform. All materials utilised originate from Germany and the EU.

Technical know-how, quality of the source material, precision and diligence as well as continuous control throughout all production processes are combined in the nivtec system platform.

Over the course of the years, the requests and suggestions of our client base that is growing world-wide have been the driving force to keep moving and to further develop the system. In addition to the standard rectangular platforms, platforms in special versions and special shapes as well as with special surfaces and special functions are by now also standard items of our product portfolio. Custom-made productions based on customers' wishes are part of our daily routine and of our service.

standard version



Our bestseller is the system platform 200 x 100 cm, Art. No. 111 01 0, with a weight of approx. 33 kg and a standard frame made of 2 tongue profiles and 2 groove profiles. The standard widths are 200 cm, 150 cm, 100 cm, 75 cm and 50 cm. The standard depths are 100 cm, 75 cm and 50 cm. Any dimensions in-between are possible, as long as a width of 200 cm and a depth of 100 cm is not being exceeded. Deviating frame configurations, such as a groove profile all around, are also possible.

special openings

cable entry inserts


Art.No. 100 00 3

with an inner dimension of 23 x 21 cm can be integrated. Their placement is performed as per client's specifications. The standard frame is the base model.

platforms with 50 x 50 cm recesses for truss

Art.No. 117 01 1

Typically, these are manufactured as a set of 4 platforms with one corner recess, each. For the recess, groove profile is being utilised; the configuration of the exterior frame corresponds to the nivtec setup principle. All platform are equipped with 6 leg supports and 6 multi-function openings to install rails also in the area of the recess.



Platforms with 4 corner recesses

Art.No. 115 xx x, allow for the feeding through of a tube 48.3 mm x 4 mm. They are primarily used in connection with Layher scaffolding systems. The corner caps, Art. No. 100 15 7, allow for the utilisation of the platforms also within a standard stage area. The standard frame is the base model.

openings with lid

Art.No. 118 01 x equipped with 2 recessed handles

the maximum dimension of the opening is 89 x 79 cm. They can be placed either on the right or the left side in the platform. The standard frame is the base model.

openings with hatch

Art.No. 119 01 x, equipped with 2 hinges and 1 recessed handle

The maximum dimension of the openings is 89 x 79 cm. They can be placed either on the right or the left side in the platform. The standard frame is the base model.

special shapes

Triangles feature a groove profile all around. The triangles sold most are 100 x 100 cm x 90°, Art. No. 112 05 0, or 45°, Art. No. 112 01 1, and 200 x 100 cm right x 90°, Art. No. 112 02 0, and left x 90°, Art. No. 112 01 0. They feature 3 leg supports and one multi-function opening in the 90° corner. Additional openings as well as other dimensions or angles are, of course, possible.



We create a **circle** with a diameter of 2 m with quadrants with a radius of 1 m, Art. No. 112 01 2. All other round shapes are built with triangles and trapezoids.

Triangles in kite shape, Art. No. 112 53 0, form a circle with a diameter of 3 m; with triangles and expansion trapezoids, we achieve the diameter of 6 m. Diameters of 4 m and approx. 8 m are also possible. By connecting standard platforms and trapezoids, other circle diameters, oval shapes or similar are also possible.

We manufacture **trapezoids** for stages with two identical sides and for galleries with a right or left slope. Trapezoids feature a groove profile all around, 4 leg supports and openings in the 90° corners. Any other dimension can be delivered at a maximum depth of 100 cm. Additional openings can be installed individually at each leg support, subject to a surcharge.

Platform connectors made of aluminium are used for connecting of special elements with a groove all around to the main stage. Art. No. 401 20 0



All special shapes are manufactured with a groove profile all around

special surfaces



special with indoor 9 mm

Apart from the 12 mm standard board, a 9 mm thick indoor birch plywood board, uncoated, for the installation of carpet is the most frequent board variant, followed by a 12 mm thick indoor birch plywood board, varnished. The 9 mm board also serves as the base for other 3 mm thick special coatings in various versions (wood, linoleum, etc.) and colours (e.g. white or black, matte or glossy). Individual customer wishes with respect to décor and colouration of the board, number of openings and colour of the plastic parts can be realised.

special with acrylic or polyester

Sophisticated platform versions with 12 mm acrylic board (PMMA) or 10 mm polyester board, flame-resistant in compliance with construction material class B1 in accordance with DIN 4102-1, are available, both in satin finish on one side or transparent, equipped with transparent cover caps and processed with a transparent adhesive.

special with grating

Platforms with pressure-locked grating made of hot-dip galvanised steel, 11 mm thick, are available only in the dimension 100 x 100 cm, Art. No. 142 05 0.



different surfaces at one glance



special frames

Upon customer request and subject to a surcharge, nivtec platform frames can be anodized black. Other colours are, to a limited extent, also possible upon request. Other parts of the system such as the substructure, rails and accessories, can also be designed to match the frames.

colours of the plastic parts

The standard colour of the plastic parts is blue. The colours black, white, a transparent version or other colour variants are available upon request, subject to a surcharge.



special functions



additional functions

nivtec platforms can also be utilised for ascents such as stairways and ramps. Deviations from the standard width of the stage platforms are possible. By using additional leg supports on the long or short side of the stage platforms, such construction can be attached without a problem. Thus, stairways are not restricted to an angle of 90°, but can also be set up parallel to the stage.

Additional multi-function opening in the board in the area of these leg supports provide the option to connect stage rails without a gap with the rails of ascents and other constructions.

stage assembly easily done with nivtec



Base Constructions

for stages, galleries & more

Base constructions should be selected corresponding to the existing ground. The stage construction may only be set up on load-bearing subsoil and horizontally aligned, as well as – in case of larger irregularities of the ground – sufficiently underpinned. For this, the specification of DIN EN 13814 Article 5.5.4 shall apply as reference points for the underpinning.

base constructions of the nivtec system:

aluminium base constructions up to a stage height of 200 cm

The setup in the grid 200 x 100 cm is performed with plug-in legs in the variants **fix** for level subsoil

adjustable for small irregularities

telescopic for larger differences in height

stepless adjustable for larger irregularities, especially in the outdoor segment.

rolling up to a stage height 80 cm in steel

steel base constructions up to a stage height of 300 cm

nivtec weight girders in combination with the Layher Metric Allround Scaffold System in steel construction are the ideal solution for tall constructions in the outdoor segment in the grid 200 x 200 cm .

aluminium base construction up to a stage height of 200 cm

nivtec legs are manufactured of a round tube with a diameter of 48,3 mm and a wall thickness of 4 mm. All legs are fitted with the following features as standard:

thread adapters

function: mounting of fastening elements for rails and stairways



load rings

function: increase of the stability of the platforms in long-term performance



locking nuts

attached to levelling legs for stage heights exceeding 40 cm,
function: stabilisation of the base construction.



plastic parts such as square leg corks made of hard rubber or hexagonal base plates made of hard plastic in blue

all leg variants at one glance:

fix

Art.No. 201 xx x

with load distributor (leg cork), made of aluminium, up to a stage height of 200 cm, above that, up to 240 cm made of steel. Additional options for use of the fix leg due to removable leg cork (see variant 'stepless')



adjustable

Art.No. 202 xx x

with adjusting spindle, +/-3 cm, with hexagonal base plate and locking nut for heights of more than 40 cm, up to 200 cm made of aluminium, above that up to 240 cm made of steel.



telescopic

Art.No. 203 xx x

adjustable in 5 cm raster, fine-levelling by means of adjusting spindle. The telescopic legs are available in adjustment heights 40-60 cm, 60-100 cm and 80-140 cm. They are all equipped with thread adapter, load ring, locking nut and hexagonal base plate.



stepless adjustable

is the combination of the fix nivtec leg with the Layher scaffold spindle 60 or 80 cm. Due to the removable leg cork, the fix nivtec leg becomes an interchangeable leg, which is then placed on the Layher spindle. At a maximum spindle way of 20 cm, the stepless stage height amounts to leg length plus 20 cm, and in case of additional use of the Layher base collar to leg length plus 40 cm.



Due to the compatibility of its system with Layher, nivtec can utilise the advantages of the Layher scaffold spindle, which has proven itself millions of times, without any additional elements. This guarantees a stepless height adjustment and maximum safety in the long run. The combination of leg and spindle is suitable for both outdoor and indoor use; in the indoor area, it is advisable to use the nivtec floor protector.

steel base constructions, with wheels, up to a stage height of 80 cm.

By using a combination of nivtec extension adapters made of steel and wheels with a diameter of 10 or 16 cm, utilised in accordance with the 4-2-2-1 nivtec principle, rolling risers in heights of 40, 60 or 80 cm are created with stage platforms. Lower rolling risers can be created by merely inserting the wheels, equipped with special adapters, into the leg supports.

Art. No. 803 01 0T set of wheels, 4 pcs. , 10 cm diameter
Art. No. 206 01 1T extension adapter, stage height: 40 cm
Art. No. 206 02 1T extension adapter, stage height: 60 cm
Art. No. 206 03 1T extension adapter, stage height: 80 cm

Art. No. 803 02 0T set of wheels, 4 pcs., 16 cm diameter
Art. No. 206 11 1T extension adapter, stage height: 40 cm
Art. No. 206 12 1T extension adapter, stage height: 60 cm
Art. No. 206 13 1T extension adapter, stage height: 80 cm



All aluminium base constructions – fix, adjustable, telescopic, or stepless adjustable – must be diagonally braced starting at a stage height of 80 cm; above 140 cm, an additional horizontal bracing is required.

Aluminium Bracings

The amount of the bracing material needed is manageable when bearing in mind that nivtec stages, due to the innovative technology with a reduced number of legs, can be set up quickly and easily. The larger the stage, the fewer legs are needed. In case of a 12 x 8 m stage, 63 legs = 1 leg trolley is needed instead of $3 \times 63 = 3$ leg trolleys + 3 additional legs.

The installation of the legs is performed with a flick of the hand, without any tools. Due to the hook-on design and the locking mechanism integrated in the platform, no additional connecting elements are necessary for standard stages. Work steps below the stage, particularly difficult in case of low heights, are not needed with nivtec. Conclusion: Given the small number of legs, utilised in accordance with the 4-2-2-1 nivtec principle, a few aluminium diagonal braces, installed as per specification, are a matter of course in the setup.

diagonal bracing in 4 variants



Layher aluminium diagonal brace with wedge coupler

variant 1 wedge / wedge

consisting of Layher aluminium diagonal braces with two wedge couplers. It is suitable for all legs up to a stage height of 200 cm, except for telescopic legs.



clampable rosette

For the variants with a wedgehead, a Layher clampable rosette, Art. No. 2602.019, must be used at the top of the stage leg. At the bottom either a Layher clampable rosette or a Layher base collar, Art. No. 2602.000 is necessary.



Layher aluminium diagonal brace with half-coupler

variant 2 wedge / half

consisting of Layher aluminium diagonal braces with a wedge coupler and a half-coupler. Suitable for all legs up to a stage height of 200 cm, except for telescopic legs.

variant 3 half / half

consisting of Layher aluminium diagonal braces with two half-couplers. Suitable for all legs up to a stage height of 140 cm, except of telescopic legs.

variant 4 swivel / swivel

consisting of diagonal tubing braces with a diameter of 48.3 mm and a wall thickness of 4 mm, Art. No. 200 31 x, and two Layer swivel couplers, 48.3 mm diameter, Art. No. 4702.019. This variant is used most of the time. It is the only option suitable for telescopic legs, and one of four options for all other legs. Caution: in case of extended telescopic legs as well as in case of a 60 cm aluminium leg on a 60 cm Layher spindle, an Altrad/Plettac reduction coupler 48.3/38 mm, Art. No. 5FKUP20013, must be used.

aluminium diagonal brace with Layher swivel coupler

Layher aluminium diagonal braces are selected in a way that they connect the legs at fixed heights. A diagonal brace can be used in three ways: for a fix leg without spindle, for the same leg on a Layher spindle, or for a leg that is 20 cm shorter sitting on a Layher spindle with a base collar.

Additionally, **horizontal bracing** is required in case of stage heights of more than 140 cm. In case of variants 2 and 1, this is done by means of the Layher-AR aluminium O ledger; in case of variant 4, an aluminium tube with a diameter of 48.3 mm and a wall thickness of 4 mm in connection with Layher standard couplers 48.3 mm diameter, Art. No. 4700.019, is used.

Steel base construction up to a stage height of 300 cm

The nivtec weight girder in connection with the Layher Allround Metric scaffold system in steel is superbly suitable for tall stage setups, especially in the outdoor area. This design allows for stage construction in the grid 200 x 200 cm which leads to an efficient reduction of the materials and setup time needed in comparison to the setup in a 200 x 100 cm grid using plug-in legs. Safety flaps made of steel ensure a firm connection of the platforms to the base construction.

Art. No. 207 01 0 weight girder L: 100 cm

Art. No. 207 02 0 weight girder L: 200 cm

Art. No. 207 05 0 safety flaps



The **floor protectors** developed by nivtec are made of hard rubber and are available for any and all substructures – both for legs made of round tubes as well as for the Layher scaffold system. Depending on the floor conditions, the use of floor protectors is necessary, especially in case of slippery or sensitive surfaces such as tiles or parquet floor.

base constructions quick and safe, with nivtec

Stairways & Ramps

for stages, galleries & more

stairways

nivtec platforms are suitable not only for stage and gallery construction. Thanks to the well-thought-out design, they can also be used for the construction of stairways which then are firmly connected to the stage base construction.

Platforms in the widths 200 cm, 150 cm and 100 cm are suitable for the construction of stairways. The ideal width is 150 cm. Subsequent to the setup of stairway rails on each side, an inside width of 120 cm remains.

With the platform depth of 50 cm, a tread of 35 cm is achieved in case of the nivtec construction method, which allows for a comfortable and safe ascent to and descent from the stage both for women in high heels and men with size 46 shoes. To achieve the same tread on all steps of modular stairways and for stringer stairways, platforms with a depth of 39 cm were introduced for the last step.

The stairways can be expanded both in terms of height and width. Show stairways made of nivtec platforms set up on nivtec stringers are the eye-catcher par excellence. The installation of the corresponding stairway rails is covered in the chapter stairway rails.

For setting up the stairway, only a handful of accessories is required:



step leg, 20 cm

Art.No.205 01 0



support bolt Ø39mm

Art.No.401 01 0



leg link

Art.No.401 10 0 width: 110 mm
Art.No.401 11 0 width: 150 mm



N-F link

Art.No.402 01 0



Layher clampable rosette


Art.No. 2602.019



aluminium stairway stringers

3 steps Art.No.602 03 0
4 steps Art.No.602 04 0

stairways are available in three variants: push-on stairways, stringer stairways, hook-on stairways



push-on stairways

The setup of the first step starts with 4 nivtec adjusting spindle legs, 20 cm, Art. No. 202 01 1, at the bottom. The next steps require 2 legs each at the back that are longer by 20 cm. It is recommended to utilise floor protectors, Art. No. 200 06 6. At the front, the step is mounted on to the bottom step by means of a support bolt, 39 mm diameter, Art. No. 401 01 0, and step leg, 20 cm, Art. No. 205 01 0.

To connect the stairways to the stage, you will need: leg links, made of galvanised steel:

Art. No. 401 10 0, width: 110 mm or

Art. No. 401 11 0, width: 150 mm

N-F links, Art. No. 402 01 0, made of galvanised steel, are utilised for connecting the stairway to the stage on the groove sides of the stage where no leg exists.



stringer stairways

For the substructure, you need 2 aluminium stringers for single or show stairways which are available in 2 variants: 3 step and 4 step.

They are made of square and round aluminium tubes 48.3 x 4 mm and equipped with a steel wedge head. The stringers are equipped with a removable spindle leg which is attached with a bolt clip. Subsequent to removal of the leg and utilising the distance piece, the stringer stairway can be utilised as extension of a variable nivtec stairway. With additional stringers, an expansion in width is possible. Stringer stairways are suitable for bridging obstacles in the terrain, creating storage space below the stairway, or seamless connecting two stages of different heights.

A Layher clampable rosette, Art. No. 2602.019, each – connected to the stage leg – serves for connecting a stringer to the stage.



aluminium stairway stringers

3 steps, Art. No. 602 03 0

4 steps, Art. No. 602 04 0

incl.

spindle leg, Art. No. 600 01 0

distance piece, Art. No. 600 02 0

bolt clip, Art. No. 600 03 0



hook-on stairway

For this variant, platforms with a depth of 50 cm are used exclusively. There is always one step more going to be needed than in case of a hook-on stairway.

For the substructure, the same accessories are used as for hook-on stairways.

No additional auxiliary parts are needed for connecting the stairway to the stage. The connection between the stairway and the stage is ensured by hooking the top step directly into the stage platform.

ramps

In addition to stairways, ramps can also be created with nivtec system platforms of different sizes. The ramp platforms are hooked into the groove side of the stage and locked with a few hand movements.



ball-bearing legs

Art.No. 208 xx 0

Art.No. 200 06 7 floor protector

made of steel with swivel base plate and floor protector. The exact dimensions of the legs depend on the slope of the ramp. If necessary, they can be specially manufactured.

platform links

Art.No. 401 20 0

made of aluminium, in addition to locking mechanism serve for connecting the hooked-on ramp platforms to the stage. For a ramp with a width of 1 m, 2 connectors are needed.

wedges for ramp

Art.No. 405 01 0 100cm width

Art.No. 405 02 0 150cm width

The wedge is made of a warded aluminium plate; it serves as the end piece of the ramp and is hooked directly onto the last ramp platform.

platforms

in dimensions and quantities that match the planned ramp size.



Stairways & Ramps, flexible with nivtec

Rails

for stages, galleries & more

Rails are an important safety factor when setting up stages and galleries. Also when attaching stairways and ramps, a gap-free setup of rails on the whole construction should be taken care of.

nivtec is offering all kinds of options for this. Four multi-function openings in the board serve for accepting the bolts for rails. Thus, the parts are firmly connected to the base construction. Additional leg supports with corresponding openings in the board allow for the setup of rails even in special positions.

All rail variants are connected to the base construction as well as to each other by means of the same parts, all in accordance with the motto "less is more". More on this later in the 'rail accessories' section.

The following rail versions are part of the portfolio:

stage rails

standard 100 cm

100 cm tall, made of steel tube with a diameter of 33.7 mm and galvanised. They are equipped with 2 horizontal bars and 1 handrail, are matched to the distances of the leg supports and/or of the multi-function openings, and available in the following standard dimensions: 35, 85, 135 and 185 cm, matching the platform widths of 50, 100, 150 and 200 cm. For the new platform width of 75 cm, 60 cm rails are available.

At nivtec, rails for set-ups like stairways or ramps are connected to the stage or gallery construction. For the gap-free rail setup, rails in the intermediate dimensions of 15, 50, 100 cm are part of the scope of delivery.



safety rails 110 cm

made of steel tube with a diameter of 33.7 mm and galvanised. They feature vertical steel bars spaced less than 12 cm apart. This version serves as child protection and is used primarily at public events, in schools and at clubs. In addition, it is also used for galleries. These rails are available in the same dimensions as the 100 cm safety rails.



Below, you find the **nivtec rail accessories** at one glance:



rail support bolt, Ø26 mm
Art.No. 310 01 0

After removing the cover cap, the rail support bolt with a diameter of 26 mm can be screwed directly into the thread adapter of the leg. Thus, a firm connection is created between the rail and the base construction.



adapter Ø48,3 mm
Art.No. 310 20 0

In spots where due to the reduced number of legs no leg exists, the adapter with a diameter of 48.3 mm, Art. No. 310 20 0, must be used.



ratchet ring spanner, SW 19 mm
Art.No. 310 22 0

The support bolts inserted into the rails are screwed in with the ratchet ring spanner, SW 19 mm.



rail link
stage, 150 mm, reinforced,
Art.No. 310 10 5

Stage rails are connected to each other with reinforced 150 mm rail links.



rail link
gallery, 110 mm
Art.No. 310 11 0

Gallery rails are connected to each other with 110 mm rail links. In case of galleries with base construction with Layher spindles, reinforced 150 mm rail links must be used.



corner link
Art.No. 310 21 0

2 corner links connect those rails that meet at the corner. Thus, all rails are firmly connected to each other and with the substructure.



special support bolt Ø26mm
Art.No. 310 02 0

The special support bolt, 26 mm diameter, supplements the portfolio. It is typically used for rail configurations in which variable rails or special rails are utilised.

The rail accessories are made of steel and galvanised.

Note!

Accessories necessary per rail:

2 support bolts, Ø26 mm, Art. No. 310 01 0

adapter, Ø48.3 mm, Art. No. 310 20 0

rail link, 150 mm, reinforced, Art. No. 310 10 5

For the 2 stage corners, the following is required:

4 corner links, Art. No. 310 21 0

This way, all precautions for a gap-free setup of rails have been taken for nivtec stage and gallery constructions.

stairway rails


Stairway rail, 100 cm, for modular stairways

The modular stairway rails can be set up either ending on the stage or on the top step. The one-piece rails always end on the stage. All stairway rails are made of 33.7 mm steel tube and galvanised.

Upon request, stairway rails for tier heights other than 20 cm are possible in both versions.



first part
Art.No.304 01 0



middle part
Art.No.304 02 0



double middle part
Art.No.304 03 0



triple middle part
Art.No.304 04 0

The variant of the final part to be used depends on the position and type of the stairway.

In case of **push-on stairways and stringer stairways**, the narrow final part, 240 mm, Art. No. 304 09 0, which ends on the top step, must be selected in case of placement at the edge of the stage where the stage rail ends. It is connected to the stage rail by means of a 110 mm rail link, Art. No. 310 11 0.

In most other cases, the wider 350 mm final part, Art. No. 304 08 0, which ends on the stage, is recommended. It is placed on the rail support bolt with a diameter of 26 mm, Art. No. 310 01 0, affixed to the stage platform. The stairway rail and the stage rail are connected to one another gap-free by means of the 150 mm rail link, Art. No. 310 10 5.



final part for push-on stairway
W: 240 mm, ending on top step
Art.No.304 09 0



final part for push-on stairway
W: 350 mm, ending on stage
Art.No.304 08 0

For the **hook-on stairway**, the approach is identical: at the edge of the stage, the narrow 350 mm final part, Art. No. 304 05 0, which ends on the top step, is utilised. Otherwise, the 15 mm wider 500 mm final part, Art. No. 304 07 0, which ends on the stage, is typically utilised.



final part for hook-on stairway
W: 350 mm, ending on top step
Art.No.304 05 0



final part for hook-on stairway
W: 500 mm, ending on stage
Art.No.304 07 0

adjustment of stairway rails to the stage rails



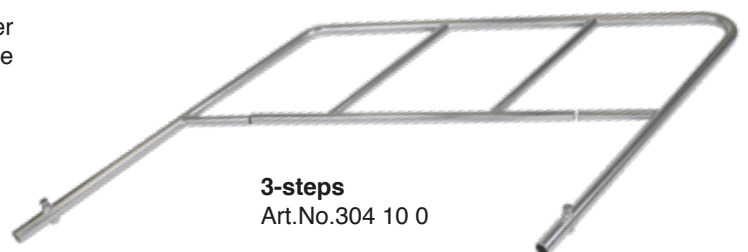
final part for push-on stairway
W: 240 mm, ending on top step
Art.No.304 09 0



final part for push-on stairway
W: 350 mm, ending on stage
Art.No.304 08 0

stairway rail, 100 cm, one-piece version for push-on stairways with 3 or 4 steps

In case of 3- or 4-step push-on stairways and stringer stairways, one piece stairway rails that end on the stage can be used as an alternative to the modular version.



3-steps
Art.No.304 10 0



4-steps
Art.No.304 12 0

special rail



safety gallery rail

110 cm tall, for galleries, available in 85 cm width in two versions: Art. No. 303 10 0 without step cut-out, Art. No. 303 11 0 with a cut-out for one step, 20 cm



variable rails

100 cm, serve for the closing of gaps. They come in three sizes:

Art. No. 302 01 0 - variable width 50-70 cm

Art. No. 302 02 0 - variable width 75-110 cm

Art. No. 302 03 0 - variable width 100-150 cm



rails for circular shape

100 cm, Art. No. 302 01 0, can be firmly connected to the base constructions of circle stages built with nivtec quadrant platforms with a radius of 100 cm, via the additionally installed multi-function openings.



wedge-shaped ramp rails

100 cm, Art. No. 306 00 0, serve for closing the gap between the ramp rail and the stage rail. The connection is carried out on both sides by means of 2 corner links, Art. No. 310 21 0, each. The version is always dependent on the slope of the ramp.



colouration of the rails

Upon request and subject to a surcharge, the rails can be powder-coated in black. Due to the galvanisation and the powder coating, they feature double corrosion protection. Upon request, rail accessories can also be chromated in black.

To a limited extent, other colourations are possible.



gap-free rail setup with nivtec

Accessories

for stages, galleries & more

Standard stages and galleries are no longer the only setups made of nivtec platforms. The event industry is growing and, as such, the market requirements are changing with it. It is not only that everything has to function quickly and smoothly, but that the material is expected to also be flexibly usable and visually appealing.

To comply with these requirements, nivtec has included a reasonable number of well-thought-out accessories into its portfolio which is constantly being developed, modified, and improved. Here is the current state:

function laths

lining laths

made of aluminium are directly hooked into the groove side of the platform. A 2 mm indentation allows for gluing on the velcro tape for the quick installation of textile linings. Due to the utilisation of the laths, the platform frame remains clean and the impeccable appearance is maintained. As a result, platforms with glue on them that are no longer truly flexibly usable are a thing of the past.

The standard sizes are:

Art. No. 407 20 0, 100 cm long

Art. No. 407 25 0, 150 cm long

Art. No. 407 21 0, 200 cm long

Other lengths available upon request.

bumper board & lining laths 2-in-1

made of aluminium, serves as a combination of lining lath and chair blocking device. It serves for securing the stage both towards the rear and laterally, and at the same time allows for the installation of textile lining. Here, too, the platform frame remains clean. A bumper board, which is covered on the inside with a reflective warning marking, lets the artist identify the edge of the stage.

Due to the utilisation of gap and corner covers made of plastic at the seams, an allaround securing of the stage is achieved.

The standard sizes are:

Art. No. 409 01 0, 100 cm long

Art. No. 409 05 0, 150 cm long

Art. No. 409 02 0, 200 cm long

Other lengths available upon request.

Art. No. 409 50 1 corner cover

Art. No. 409 50 5 gap cover



corner cover



gap cover



end cap

adapter laths

made of aluminium serve as reversible profile. They are hooked onto the tongue profile and locked. Thus the tongue side of a platform is quickly converted into a groove side. Lining laths and bumper boards can easily be attached.

In case the adapter laths are used as connection between existing stages and nivtec stages or as connection between two nivtec stages the setup of the new stage has to be executed according to the nivtec principle: the first platform is equipped with 4 legs, platforms at the back and the right side require 2 legs each, all the other platform need just one leg. The adapter lath are designed as connector, not for carrying loads.

The end cap, which comes with 2 screws, covers the side of the adapter lath in order to avoid for example that small kids' fingers explore the inside of the profile.

The standard sizes are:

Art.No.410 01 0 100 cm long

Art.No.410 05 0 150 cm long

Art.No.410 02 0 200 cm long

Other lengths available upon request.

Art.No.406 10 0 end cap



connecting piece

chair blocking devices

made of aluminium are in the portfolio in a blank version. They are equipped with two openings and can be screwed directly into the substructure by means of the included screws and washers. Where no leg exists, it is necessary to utilise an adapter with a diameter of 48.3 mm, Art. No. 310 20 0.

Used on galleries these devices prevent the sliding off of chairs over the rear edge of the platform and the dropping of loose parts. The connecting elements made of aluminium provide a firm connection of the devices to one another.

The standard sizes are:

Art. No. 705 01 0, 100 cm long

Art. No. 705 02 0, 200 cm long


Other lengths available upon request.

Art. No. 704 03 0 connecting piece

We have the right lath for any purpose! Appreciation for detail in both function and appearance is one of our strengths.



textile lining



textile lining

permanently flame retardant in accordance with DIN 4102 B1, tailored ready for use, fold free finish with coarse coated ribbon at the top, is available by the metre in black. The lengths of the cloth correspond to the standard stage heights. There are two versions:

Art. No. 502 - TREND 350 g/sqm

Art. No. 504 - STAGE MOLTON 300 g/sqm

Sections are manufactured, at customer's request, at a surcharge –
Art. No. 500 00 1


Deviating lengths and colours available upon request.



velcro tape 'Pressogripp-Haft'

self-adhesive, 20 mm wide, colour black, available per metre as
Art. No. 505 01 0,

or as a 25 m coil as
Art. No. 505 25 0



miscellaneous



seat girder

Art.Nr. 701 04 0

consisting of a steel frame made of square and round tubes 48.3 mm x 4 mm for quick installation of seating options for seats in the galleries with a tier height of 20 cm. They are equipped with FIFA compliant moulded plastic seats with a high backrest. The base is firmly connected to the base construction by means of the support bolt with a diameter of 39 mm, Art. No. 401 01 0. Where no leg exists, it is necessary to utilise an adapter with a diameter of 48.3 mm, Art. No. 310 20 0. 4 seats are standard, but girders with 3, 2 or 1 seat are possible as well. Upon request, the moulded seats are available in different colours. For special constructions, the special support bolt, 39 mm diameter, Art. No. 701 10 0, is included in the portfolio.



special support bolt

Art.No.701 10 0

For special constructions, the portfolio contains the special support bolt, 39 mm diameter, in addition to the standard support bolt.



dismantling hook

Art.No.404 01 0

made of steel, galvanised, helps when platforms are dismantled by a single person or in case of low stage heights. Subsequent to removing the cover cap, the hook grips the board and separates the tongue and groove sides by lifting up.



earthing unit

Art.No. 408 01 0

including 10 m cable, needed to ground stage or gallery constructions.

nivtec accessories: less is more

Transport & Storage

for stages, galleries & more

Our product portfolio, ranging from platforms via base construction, stairway and ramp components all the way to rails and accessory parts for stages and galleries can be arranged quickly and in a space-saving manner with our transport and storage system. Here are the options at one glance:



pushing handles
Art.Nr.801 01 0

made of galvanised steel, allow for the comfortable movement of a whole stack of platforms, equipped with wheels and, secured with belts, by directly hooking it into the groove side of a platform.



ratchet lock ring belts

Our blue nivtec ratchet lock ring belts are used for shipping and storage. They are available in 2 different versions:

Art. No. 802 01 0
5 cm wide, 6 m long, 4 t tensile strength, for securing large platforms and parts during transport and storage .

Art. No. 802 02 02
5 cm wide, 5 m long, 1.6 t tensile strength, for securing of smaller platforms and small parts during transport and storage.



transport wheel sets

consisting of 4 swivel wheels with brakes. The polyurethane wheels with ball bearings are suitable for parquet and regular floors as well as suitable for outdoor use on firm and even ground.

Two different wheel diameters are available:

Art.No. 803 01 0T Ø10 cm

Art.No. 803 02 0T Ø16 cm



platform transport trolley, large

Art.No.805 01 0

216 cm long x 59 cm wide x 120 cm tall, features a frame made of galvanised steel, a bottom made of multiplex board, 4 swivel wheels 12.5 cm with locks and 1 ratchet lock ring belt with a tensile strength of 1.6 t. Suitable for vertical storage and transport of 6 large platforms side by side. Smaller platforms that are interlocked can also be transported.



platform transport trolley, small

Art.No.805 02 0


108 cm long x 59 cm wide x 120 cm tall, features a frame made of galvanised steel, a bottom made of multiplex board, 4 swivel wheels 12.5 cm with brakes and 1 ratchet lock ring belt with a tensile strength of 1.6 t. Suitable for vertical storage and transport of 6 platforms 100 x 100 cm side by side.





**transport trolley, small,
for legs**

Art.No.804 01 0
64 cm long x 48 cm wide x 75 cm tall, features a frame made of galvanised steel, 4 swivel wheels 12.5 cm with brakes and 1 ratchet lock ring belt with 1.6 t tensile strength. Approx. 60 legs starting at a length of 80 cm fit on this trolley.



**transport trolley, large,
for braces**

Art.No.804 02 0
108 cm long x 48 cm wide x 75 cm tall, features a frame made of galvanised steel, 4 swivel wheels 12.5 cm with brakes and 1 ratchet lock ring belt with 1.6 t tensile strength. Suitable for legs starting at a length of 120 cm and braces.



**transport trolley, small,
for small parts**


Art.No.804 03 0
64 cm long x 48 cm wide x 75 cm tall, features a frame made of galvanised steel, 4 swivel wheels 12.5 cm with brakes and a bottom and side wall made of multiplex boards. It is delivered without a belt. It serves for storage of approx. 60 legs for a stage height of 60 cm, 60 legs 20 cm plus 60 legs 40 cm or of small parts and accessories.



rail transport trolley, large

Art.No.806 01 0


194 cm long x 60 cm wide x 48 cm tall, made of galvanised steel. features 4 swivel wheels 12.5 cm with brakes. Suitable for accommodating 10 large rails (185 cm) and 4 small rails (85 cm) or 12 large rails as well as 2 stairway rails for 4 steps.



rail transport trolley, small

Art.No.806 02 0


94 cm long x 60 cm wide x 33 cm tall, made of galvanised steel features 4 swivel wheels 12.5 cm with brakes. Suitable for accommodating 14 small rails (85 cm).



transport trolley for seat girders

Art.No.807 01 0

195 cm long x 90 cm wide x 120 cm tall features a frame made of galvanised steel and is equipped with 4 swivel wheels 12.5 cm with brakes and 1 ratchet lock ring belt with a tensile strength of 1.6 t. Suitable for a maximum of 10 large seat girders with 4 moulded seats or also seat girders with 1, 2 or 3 moulded seats.



transport & storage, space-saving with nivtec

Spare Parts

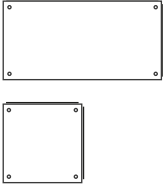
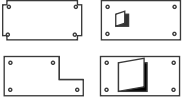
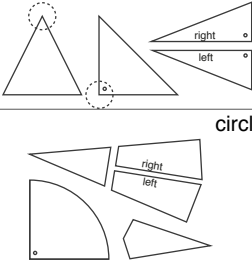

All parts of the staging system are maintenance-free.
If worn or defective parts or modules are identified during continuous setup and dismantling, these parts may only be replaced by nivtec spare parts.







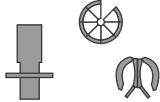
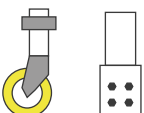
spring for leg support	01	100 14 4
strap for leg support, alu	02	100 14 2
eccenter with lever, complete	03	101 14 1
plastic parts for locking system "Klick-Klack", for short side	04	101 15 0
plastic parts for locking system "Klick-Klack", for long side	05	101 15 1
lever for locking system, length: 1.5 m, alu, for 2 m side	06	100 13 0
lever for locking system, length: 0.5 m, alu, for 1 m side	06	100 13 1
corner cap for recessed corner, plastic, blue	07	100 15 7
plastic caps for platforms, blue	set of 4 pcs.	08 100 15 4
plastic caps for platforms, black	set of 4 pcs.	09 100 15 8
plastic caps for platforms, transparent	set of 4 pcs.	10 100 15 5
colour for platforms, dark brown, tin of 125 ml	11	900 90 0
swivel base plate for levelling legs with ball bearing, blue	12	200 60 5
nivtec leg cork removable/break-proof, blue	13	200 61 3
nivtec base plate for levelling leg, impact-resistant, blue	14	200 61 9
floor protector for leg cork/load distributor, blue, anti-slip	15	200 06 7
floor protector for base plate, blue, anti-slip	16	200 06 6
floor protector for Layher scaffold spindle, blue, anti-slip	17	200 06 8
bolt clip for extension leg	18	200 50 6
distance piece for stair stringer	19	600 02 0
spindle leg for stair stringer	20	600 01 0
bolt clip for stair stringer	21	600 03 0
dilation part for stage rail, black, incl. pin	22	300 10 1
dilation part for stairway rail, black, incl. pin	23	300 10 2
plastic washer for step support bolt ø 39 mm	set of 4 pcs.	24 400 10 3
plastic washer for rail support bolt ø 26 mm	set of 4 pcs.	25 300 12 3
hexagonal screw M12 x 25 for rail	set of 4 pcs.	26 900 10 4
hexagonal screw M12 x 25 for rail, black	set of 4 pcs.	27 900 10 4S
self-locking hexagonal nut DIN 985 (ISO10511) M10	28	900 20 3
hammer-head screw M10 x 25, HS 28/15, for link N-F	29	900 14 1
hammer-head screw M10 x 50, HS 28/15 for special support bolt	30	900 14 2
wing screw M5 x 50 for link N-F	31	900 22 2
spare wheel, ø 12.5 cm, for transport trolley, blue	32	800 10 3
distance nubs for adapter lath, self-adhesive, transparent	set of 8 pcs.	- 410 00 0








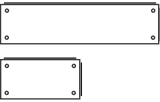
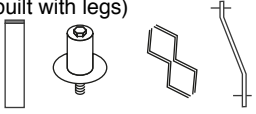
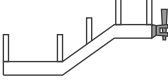



Specifications

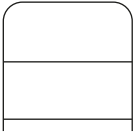
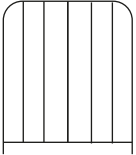

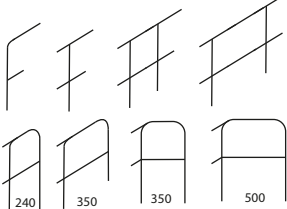
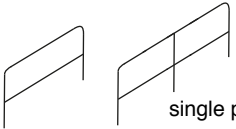
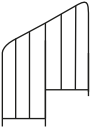
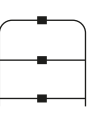


platforms for stages, galleries & more		kg	Art.No.		
standard execution rectangle 	system platform, 200 cm x 100 cm	33,0	111 01 1		
	system platform, 200 cm x 50 cm	20,0	111 02 0		
	system platform, 150 cm x 100 cm	26,0	111 03 0		
	system platform, 150 cm x 50 cm	16,0	111 04 0		
	system platform, 100 cm x 100 cm	19,5	111 05 0		
	system platform, 100 cm x 50 cm	12,0	111 06 0		
	system platform, 50 cm x 50 cm	8,5	111 07 0		
	system platform, 200 cm x 75 cm	29,5	111 21 0		
	system platform, 150 cm x 75 cm	21,0	111 23 0		
	system platform, 100 cm x 75 cm	13,0	111 26 0		
special execution <div> <div>recesses</div> <div>  </div> <div> <div>openings</div> </div> </div>	special platform, 200 cm x 100 cm, 4 recessed corner for tube 48,3 mm	33,5	115 01 0		
	special platform, 200 cm x 100 cm with cable entry insert	34,5	116 01 0		
	special platform, 200 cm x 100 cm, recess 50 x 50 cm for truss	33,0	117 01 1		
	special platform, 200 cm x 100 cm, opening/lid at right side	34,0	118 01 1		
	special platform, 200 cm x 100 cm, opening/lid at left side	34,0	118 01 2		
	special platform, 200 cm x 100 cm, opening/hatch at right side	34,0	119 01 1		
	special platform, 200 cm x 100 cm, opening/hatch at left side	34,0	119 01 2		
	special platform, triangle: 200 x 90° x 100 cm, left	19,0	112 01 0		
	special platform, triangle: 200 x 90° x 100 cm, right	19,0	112 02 0		
	special platform, triangle: 100 x 45° x 100 cm	10,0	112 01 1		
special shapes <div> <div>triangles*</div> <div>  </div> <div> <div>circles*</div> </div> </div>	special platform, triangle: 100 x 90° x 100 cm	12,0	112 05 0		
	special platform, quadrant: radius 100 cm	17,0	112 01 2		
	special platform, triangle, kite shape, for Ø 3 m	14,2	112 53 0		
	special platform, triangle, straight edge, for circle Ø 3 m	13,9	112 63 0		
	special platform, extension trapezoid, right, for circle Ø 6 m	18,9	113 63 0		
	special platform, extension trapezoid, left, for circle Ø 6 m	18,9	113 63 1		
	special platform, trapezoid: 200.0 cm x 173.9 cm x 7.5° x 100 cm	31,0	113 01 0		
	special platform, gallery trapezoid: 146.9 cm x 185.2 cm x 22.5°, left	27,0	113 07 1		
	special platform, gallery trapezoid: 146.9 cm x 185.2 cm x 22.5°, right	27,0	113 08 1		
	special platform, trapezoid: 200.0 cm x 173.9 cm x 7.5° x 100 cm	31,0	113 01 0		
special surfaces <div> <div>  </div> </div>	special platform, acrylic glass panel, 200 cm x 100 cm one side glazed	43,0	121 01 0		
	special platform, acrylic glass panel, 200 cm x 100 cm transparent	43,0	125 01 1		
	special platform, Polyester panel, 200 cm x 100 cm one side glazed, B1	43,0	131 01 0		
	special platform, Polyester panel, 200 cm x 100 cm transparent, B1	43,0	135 01 0		
	special platform, pressed steel lattice panel, 100 cm x 100 cm	33,0	142 05 0		
	special platform with indoor plywood panel, 200 cm x 100 cm, thickness 9 mm for application of carpet or special surfaces of 3 mm	28,0	151 01 0		
	special platform, pressed steel lattice panel, 100 cm x 100 cm	33,0	142 05 0		
surcharges	surcharge for 2 additional leg supports	-	120 01 9		
	surcharge for black chromate coating of frames	-	-		
	surcharge for special surfaces, 3 mm, on indoor panels, 9 mm	-	-		
	surcharge for additional multifunctional holes in special platforms	-	-		
	surcharge for different colours of plastic parts	-	-		
	* all special shapes with groove profile all around				







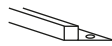








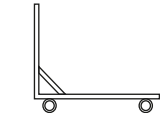


base construction for stages, galleries & more		kg	Art.No.		
alu leg, fixed, with leg cork 	alu leg, stage height: 20 cm, leg cork removable	0,90	201 01 1		
	alu leg, stage height: 40 cm, leg cork removable	1,20	201 02 1		
	alu leg, stage height: 60 cm, leg cork removable	1,50	201 03 1		
	alu leg, stage height: 80 cm, leg cork removable	1,80	201 04 1		
	alu leg, stage height: 100 cm, leg cork removable	2,10	211 05 1		
	alu leg, stage height: 120 cm, leg cork removable	2,40	211 06 1		
	alu leg, stage height: 140 cm, leg cork removable	2,70	211 07 1		
	alu leg, stage height: 160 cm, leg cork removable	3,00	211 08 1		
	alu leg, stage height: 180 cm, leg cork removable	3,30	211 09 1		
	alu leg, stage height: 200 cm, leg cork removable	3,60	211 10 1		
	floor protector for leg cork/load distributor, anti-slip	0,02	200 06 7		
alu levelling leg 	alu levelling leg, +/- 3 cm, stage height: 20 cm	1,40	202 01 1		
	alu levelling leg, +/- 3 cm, stage height: 40 cm	1,70	202 02 1		
	alu levelling leg, +/- 3 cm, stage height: 60 cm	2,00	202 03 1		
	alu levelling leg, +/- 3 cm, stage height: 80 cm	2,30	202 04 1		
	alu levelling leg, +/- 3 cm, stage height: 100 cm	2,60	212 05 1		
	alu levelling leg, +/- 3 cm, stage height: 120 cm	2,90	212 06 1		
	alu levelling leg, +/- 3 cm, stage height: 140 cm	3,20	212 07 1		
	alu levelling leg, +/- 3 cm, stage height: 160 cm	3,50	212 08 1		
	alu levelling leg, +/- 3 cm, stage height: 180 cm	3,80	212 09 1		
	alu levelling leg, +/- 3 cm, stage height: 200 cm	4,10	212 10 1		
	floor protector for base plate, anti-slip	0,02	200 06 6		
extension legs 	extension leg, adjustable height: 40 to 60 cm, fine adjustment	3,20	203 01 1		
	extension leg, adjustable height: 60 to 100 cm, fine adjustment	4,20	203 02 1		
	extension leg, adjustable height: 60 to 100 cm, fine adjustment	5,40	203 03 1		
	floor protector for base plate, anti-slip	0,02	200 06 6		
stepless adjustable 	<i>is the combination of the fix nivtec leg with Layher scaffold spindle</i>				
	Layher scaffold spindle 60	3,6	4001.060		
	Layher scaffold spindle 80 reinforced	4,9	4002.080		
	nivtec floor protector for scaffold spindle, anti-slip	0,1	200 06 8		
additional accessories 	Layher base collar	1,4	2602.000		
	Layher rosette, clampable, SW19	1,0	2602.019		
	Layher swivel coupler, ø 48,3 mm, SW19	1,5	4702.019		
	Layher double coupler, ø 48,3 mm, SW19	1,3	4700.019		
	Altrad/Plettac reduction swivel coupler, ø48,3 mm/38 mm, SW19	1,1	5FKUP20013		
steel base construction, for rolling risers for stage heights up to 80 cm 	nivtec steel extension adapter for stage height: 40 cm, for wheels ø 10 cm	2,40	206 01 1T		
	nivtec steel extension adapter for stage height: 60 cm, for wheels ø 10 cm	3,20	206 02 1T		
	nivtec steel extension adapter for stage height: 80 cm, for wheels ø 10 cm	4,20	206 03 1T		
	transport wheel set, 4 wheels, ø 10 cm	8,80	803 01 0T		
	nivtec steel extension adapter for stage height: 40 cm, for wheels ø 16 cm	1,80	206 11 1T		
	nivtec steel extension adapter for stage height: 60 cm, for wheels ø 16 cm	3,00	206 12 1T		
	nivtec steel extension adapter for stage height: 80 cm, for wheels ø 16 cm	3,80	206 13 1T		
	transport wheel set, 4 wheels ø 16 cm	14,40	803 02 0T		

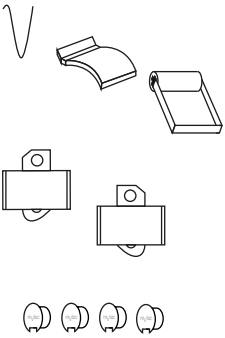
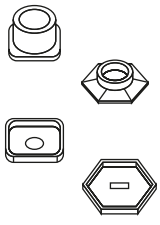

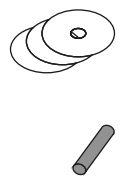




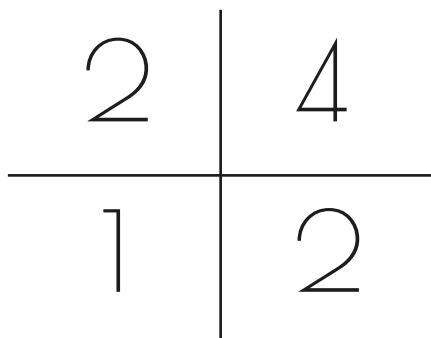
alu bracing and other base constructions for stages, galleries & more		kg	Art.No.		
version 1 wedge / wedge for stage heights from 80 cm up to 200 cm 	Layher AR alu diagonal brace, bay length: 2,00, bay height: 0,475m (wh/wh)	3,64	0730.231		
	Layher AR alu diagonal brace, bay length: 2,00, bay height: 0,675m (wh/wh)	3,69	0730.230		
	Layher AR alu diagonal brace, bay length: 2,00, bay height: 0,875m (wh/wh)	3,77	0730.229		
	Layher AR alu diagonal brace, bay length: 2,00, bay height: 1,075m (wh/wh)	3,86	0730.228		
	Layher AR alu diagonal brace, bay length: 2,00, bay height: 1,275m (wh/wh)	3,96	0730.227		
	Layher AR alu diagonal brace, bay length: 2,00, bay height: 1,475m (wh/wh)	4,10	0730.297		
version 2 wedge / half for stage heights from 80 cm up to 200 cm 	Layher AR alu diagonal brace, bay length: 2,00, bay height: 0,475m (wh/hc)	4,00	0731.044		
	Layher AR alu diagonal brace, bay length: 2,00, bay height: 0,675m (wh/hc)	4,15	0731.045		
	Layher AR alu diagonal brace, bay length: 2,00, bay height: 0,875m (wh/hc)	4,30	0731.046		
	Layher AR alu diagonal brace, bay length: 2,00, bay height: 1,075m (wh/hc)	4,45	0731.047		
	Layher AR alu diagonal brace, bay length: 2,00, bay height: 1,275m (wh/hc)	4,60	0731.048		
	Layher AR alu diagonal brace, bay length: 2,00, bay height: 1,475m (wh/hc)	4,75	0731.055		
	for heights exceeding 140 cm: additional horizontal bracing				
	Layher AR alu O-ledger, length: 2,00m (wh/wh)	4,40	0703.017		
	Layher AR alu O-ledger, length: 1,00m (wh/wh)	2,70	0701.620		
	Layher AR alu O-ledger, length: 1,85m (wh/wh)	4,15	0710.011		
version 3 half / half for stage heights from 80 cm up to 140 cm 	Layher AR alu diagonal brace, bay length: 2,00, bay height: 0,475m (hd/hc)	4,15	0731.040		
	Layher AR alu diagonal brace, bay length: 2,00, bay height: 0,675m (hc/hc)	4,30	0731.041		
	Layher AR alu diagonal brace, bay length: 2,00, bay height: 0,875m (hc/hc)	4,45	0731.042		
	Layher AR alu diagonal brace, bay length: 2,00, bay height: 1,075m (hc/hc)	4,60	0731.043		
version 4 double couplers for stage heights from 80 cm up to 140 cm 	nivtec alu diagonal brace, tube ø 48,3 x 4,0 mm, length: 1300 mm	1,92	200 31 1		
	nivtec alu diagonal brace, tube ø 48,3 x 4,0 mm, length: 1600 mm	2,37	200 31 2		
	nivtec alu diagonal brace, tube ø 48,3 x 4,0 mm, length: 2250 mm	3,34	200 31 3		
	nivtec alu diagonal brace, tube ø 48,3 x 4,0 mm, length: 2400 mm	3,56	200 31 4		
	for heights exceeding 140 cm: additional horizontal bracing				
steel base construction for stage heights up to 300 cm 	nivtec alu weight girder, length: 100 cm	5,40	207 01 0		
	nivtec alu weight girder, length: 200 cm	9,50	207 02 0		
	safety flap for nivtec weight girder	0,12	207 05 0		
	<i>other constructions: assembly acc. to individual bracing plans - available upon request for individual projects</i>				
stairways and ramps for stages, galleries & more		kg	Art.No.		
stairway platforms 	system platform, 200 cm x 50 cm	20	111 02 0		
	system platform, 200 cm x 39 cm (top step)	18	111 12 0		
	system platform, 150 cm x 50 cm	16	111 04 0		
	system platform, 150 cm x 39 cm (top step)	14,5	111 14 0		
	system platform, 100 cm x 50 cm	12	111 06 0		
	system platform, 100 cm x 39 cm (top step)	11	111 16 0		
accessories for variable stairways (built with legs) 	nivtec step leg, ø 48,3 mm x 4,0 mm for stairways and galleries, step height:	0,6	205 01 0		
	support bolt for step legs, ø 39 mm, steel galvanized	1,2	401 01 0		
	leg link, 110 mm, steel galvanized	0,8	401 10 0		
	leg link, 150 mm, steel galvanized	1	401 11 0		
	link N - F, steel galvanized	0,6	402 01 0		
accessories for stair stringers 	nivtec allu stair stringer, 3 steps, incl. spindle leg and distance piece	6	602 03 0		
	nivtec allu stair stringer, 4 steps, incl. spindle leg and distance piece	7,4	602 04 0		
	Layher rosette, clampable, SW19	1	2602019		
accessories for ramps   	wedge for ramp, width: 100 cm, warded sheet aluminium	5,00	405 02 0		
	wedge for ramp, width: 150 cm, warded sheet aluminium	7,70	405 03 0		
	platform link, alu, for special platforms with groove all around + ramps	0,20	401 20 0		
	nivtec steel levelling leg with swivel base plate, stage height: 20 cm	1,70	208 01 1		
	nivtec steel levelling leg with swivel base plate, stage height: 40 cm	2,60	208 02 1		
	nivtec steel levelling leg with swivel base plate, stage height: 60 cm	3,50	208 03 1		
	nivtec steel levelling leg with swivel base plate, stage height: 80 cm	4,40	208 04 1		
	<i>steel legs with ball bearing, swivel base plate and adjusting spindle, incl. floor protector Art.No. 200 60 7, anti-slip</i>				

safety rails for stages, galleries & more		kg	Art.No.		
safety rails 100cm 	nivtec safety rail, height: 100 cm, width: 35 cm - for platform depth: 50 cm	6,10	301 01 0		
	nivtec safety rail, height: 100 cm, width: 60 cm - for platform depth: 75 cm	8,00	301 03 5		
	nivtec safety rail, height: 100 cm, width: 85 cm - for platform depth: 100 cm	9,80	301 02 0		
	nivtec safety rail, height: 100 cm, width: 135 cm - for platform depth: 150 cm	11,60	301 04 0		
	nivtec safety rail, height: 100 cm, width: 185 cm - for platform depth: 200 cm	14,20	301 03 0		
	nivtec safety rail, height: 100 cm, width: 15 cm	5,00	301 00 5		
	nivtec safety rail, height: 100 cm, width: 50 cm	7,20	301 06 0		
	nivtec safety rail, height: 100 cm, width: 100 cm	10,30	301 07 0		
safety rails with vertical bars 110cm 	nivtec safety rail with vertical bars, H: 110 cm, W: 35 cm - for platform: 50 cm	7,50	303 01 0		
	nivtec safety rail with vertical bars, H: 110 cm, W: 60 cm - for platform: 75 cm	9,80	303 03 5		
	nivtec safety rail with vertical bars, H: 110 cm, W: 85 cm - for platform: 100 cm	12,00	303 02 0		
	nivtec safety rail with vertical bars, H: 110 cm, W: 135 cm - for platform: 150 cm	18,80	303 04 0		
	nivtec safety rail with vertical bars, H: 110 cm, W: 185 cm - for platform: 200 cm	21,60	303 03 0		
	nivtec safety rail with vertical bars, height: 110 cm, width: 15 cm	6,00	303 00 5		
	nivtec safety rail with vertical bars, height: 110 cm, width: 50 cm	8,80	303 06 0		
	nivtec safety rail with vertical bars, height: 110 cm, width: 100 cm	14,00	303 07 0		
rail accessories 	support bolt for rails, ø 26 mm, steel galvanized	1,40	310 01 0		
	special support bolt for rails, ø 26 mm, steel galvanized	2,20	310 02 0		
	rail link, stage, 150 mm, steel galvanized	1,20	310 10 0		
	rail link, stage, 150 mm, reinforced, steel galvanized	1,20	310 10 5		
	rail link, gallery, 110 mm, steel galvanized	0,80	310 11 0		
	adapter, ø 48,3 mm, steel galvanized	0,80	310 20 0		
	corner link, steel galvanized	0,40	310 21 0		
	nivtec ring ratchet spanner, SW19	0,20	310 22 0		
safety rails for stairways <div> <div>modular</div>  </div> <div> <div>single piece</div>  </div>	nivtec stairway safety rails, H: 100 cm, first part	3,50	304 01 0		
	nivtec stairway safety rails, H: 100 cm, single middle part	3,60	304 02 0		
	nivtec stairway safety rails, H: 100 cm, double middle part	7,50	304 03 0		
	nivtec stairway safety rails, H: 100 cm, triple middle part	8,80	304 04 0		
	stairway rail, H: 100 cm, <u>final part push-on stairway</u> , B: 350 mm, for platform depth of top step: 390 mm, rail ending on stage	6,20	304 08 0		
	stairway rail, H: 100 cm, <u>final part push-on stairway</u> , B: 240 mm, for platform depth of top step: 390 mm, rail ending on top step	6,00	304 09 0		
	stairway rail, H: 100 cm, <u>final part hook-on stairway</u> , B: 500 mm, for platform depth of top step: 500 mm, rail ending on stage	6,20	304 07 0		
	stairway rail, H: 100 cm, <u>final part hook-on stairway</u> , B: 350 mm, for platform depth of top step: 500 mm, rail ending on top step	6,20	304 05 0		
	nivtec single piece stairway rail, H: 100 cm, for stair stringer, 3 steps	10,20	304 10 0		
	nivtec single piece stairway rail, H: 100 cm, for stair stringer, 4 steps	14,00	304 12 0		
custom safety rails <div> <div>gallery</div>  </div> <div> <div>variable</div>  </div> <div> <div>circle</div>  </div> <div> <div>ramp</div>  </div>	safety rail with vertical bars, for gallery, height: 110 cm, width: 85 cm	13,80	303 10 0		
	safety rail with vertical bars, for gallery, height: 110 cm, width: 85 cm	14,60	303 11 0		
	safety rail, height: 100 cm, adjustable width: 50 - 70 cm	8,20	302 01 0		
	safety rail, height: 100 cm, adjustable width: 75 - 110 cm	10,20	302 02 0		
	safety rail, height: 100 cm, adjustable width: 100 - 150 cm	12,30	302 03 0		
	safety rail, height: 100 cm, for quadrant R100	10,60	301 21 0		
	ramp rail, wedge, height: 100 cm execution depending on length of ramp and	5,00	306 00 0		
	surcharge for handrail: steel tube ø 33,7 mm, galvanized/black powder coating				
	surcharge for black powder coating of rails				
	surcharge for black chromate coating of rail accessories				



accessories for stages, galleries & more		kg	Art.No.		
lining laths 		alu lining lath, length: 100 cm	0,60	407 20 0	
		alu lining lath, length: 150 cm	0,90	407 25 0	
		alu lining lath, length: 200 cm	1,20	407 21 0	
bumper board + lining lath 		alu bumper board + lining lath, 2-in-1, length 100 cm	1,10	409 01 0	
		alu bumper board + lining lath, 2-in-1, length 150 cm	1,60	409 05 0	
		alu bumper board + lining lath, 2-in-1, length 200 cm	2,10	409 02 0	
		corner cap for bumper board, plastic, blue	0,04	409 50 1	
		straight cap for bumper board, plastic, blue	0,02	409 50 5	
adapter laths 		alu adapter lath / reversal profile, length: 100 cm	1,40	410 01 0	
		alu adapter lath / reversal profile, length: 150 cm	2,20	410 05 0	
		alu adapter lath / reversal profile, length: 200 cm	3,00	410 02 0	
		end cap for adapter lath, steel galvanized, incl. 2 screws	0,04	406 10 0	
chair blocking devies 		nivtec alu chair blocking device, blank, length: 100 cm, incl. 2 screws + washers	1,00	705 01 0	
		nivtec alu chair blocking device, blank, length: 200 cm, incl. 2 screws + washers	2,20	705 02 0	
		alu connection piece for chair blocking device	0,40	704 03 0	
textile lining  TREND  MOLTON		textile lining, TREND 350 gr/sqm, stage height: 20 cm	0,10	502 01 0	m
		textile lining, TREND 350 gr/sqm, stage height: 40 cm	0,20	502 02 0	m
		textile lining, TREND 350 gr/sqm, stage height: 60 cm	0,30	502 03 0	m
		textile lining, TREND 350 gr/sqm, stage height: 80 cm	0,40	502 04 0	m
		textile lining, TREND 350 gr/sqm, stage height: 100 cm	0,50	502 05 0	m
		textile lining, MOLTON 300 gr/sqm, stage height: 20 cm	0,08	504 01 0	m
		textile lining, MOLTON 300 gr/sqm, stage height: 40 cm	0,16	504 02 0	m
		textile lining, MOLTON 300 gr/sqm, stage height: 60 cm	0,24	504 03 0	m
		textile lining, MOLTON 300 gr/sqm, stage height: 80 cm	0,32	504 04 0	m
		textile lining, MOLTON 300 gr/sqm, stage height: 100 cm	0,40	504 05 0	m
		surcharge for divison into several sections		500 00 1	
further material    		velcro tape Pressogrip-Haft, self adhesive, black, width: 20 mm	0,02	505 01 0	m
		velcro tape Pressogrip-Haft, coil of 25m	0,50	505 25 0	
		dismantling hook, steel galvanized	0,20	404 01 0	
		earthing unit clip, incl. cable 10 m	1,00	408 01 0	
		seat girder with 4 seats for tier height 20 cm		701 04 0	
		special support bolt for seat girder, ø 39 mm, steel galvanized		701 10 0	
transport & storage for stages, galleries & more		kg	Art.No.		
transport safety 		pushing handle	2,20	801 01 0	
		ring ratchet belt, width: 5 cm, length: 6 m, 4,0 to, blue	2,00	802 01 0	
		ring ratchet belt, width: 2,5 cm, length: 5 m, 1,6 to, blue	0,60	802 02 0	
transport wheels 		transport wheel set, 4 wheels, ø 10 cm	8,80	803 01 0T	
		transport wheel set, 4 wheels ø 16 cm	14,40	803 02 0T	
transport trolleys   		trolley for legs, small, 64 x 48 cm, incl. belt 1,6 to	16,00	804 01 0	
		trolley for braces, large, 108 x 48 cm, incl. belt 1,6 to	18,00	804 02 0	
		trolley for accessories, small, 64 x 48 cm, with floor and side walls	20,00	804 03 0	
		platform trolley, large, for 6 platforms, 216 x 59 cm, incl. belt 1,6 to	44,80	805 01 0	
		platform trolley, small, for 6 platforms, 108 x 59 cm, incl. belt 1,6 to	36,60	805 02 0	
		rail trolley, large, for 12 large rails, 194 x 60 cm	38,60	806 01 0	
		rail trolley, small, for 14 small rails, 94 x 60 cm	24,40	806 02 0	
		trolley for seat girders, 195 x 90 cm	76,20	807 01 0	

spare parts			kg	Art.No.			
	platforms	spring for leg support	0,005	100 14 4		01	
		strap for leg support, alu	0,165	100 14 2		02	
		eccenter with lever, complete	0,161	101 14 1		03	
		plastic parts for locking system "Klick-Klack", for short side	0,024	101 15 0		04	
		plastic parts for locking system "Klick-Klack", for long side	0,024	101 15 1		05	
		lever for locking system, length: 1.5 m, alu, for 2 m side	0,240	100 13 0		06	
		lever for locking system, length: 0.5 m, alu, for 1 m side	0,082	100 13 1		06	
		corner cap for recessed corner, plastic, blue	0,022	100 15 7		07	
		plastic caps for platforms, blue	set of 4 pcs.	0,007	100 15 4		08
		plastic caps for platforms, black	set of 4 pcs.	0,007	100 15 8		09
		plastic caps for platforms, transparent	set of 4 pcs.	0,007	100 15 5		10
	colour for platforms, dark brown, tin of 125 ml	0,160	900 90 0		11		
	base construction	swivel base plate for levelling legs with ball bearing, blue	0,020	200 60 5		12	
		nivtec leg cork removable/break-proof, blue	0,016	200 61 3		13	
		nivtec base plate for levelling leg, impact-resistant, blue	0,033	200 61 9		14	
		floor protector for leg cork/load distributor, blue, anti-slip	0,018	200 06 7		15	
		floor protector for base plate, blue, anti-slip	0,018	200 06 6		16	
		floor protector for Layher scaffold spindle, blue, anti-slip	0,102	200 06 8		17	
		bolt clip for extension leg	0,087	200 50 6		18	
	stairways	distance piece for stair stringer	0,036	600 02 0		19	
		spindle leg for stair stringer	0,4	600 01 0		20	
		bolt clip for stair stringer	0,08	600 03 0		21	
	rails	dilation part for stage rail, black, incl. pin	0,037	300 10 1		22	
		dilation part for stairway rail, black, incl. pin	0,052	300 10 2		23	
		plastic washer for step support bolt ø 39 mm	set of 4 pcs.	0,016	400 10 3		24
		plastic washer for rail support bolt ø 26 mm	set of 4 pcs.	0,036	300 12 3		25
		hexagonal screw M12 x 25 for rail	set of 4 pcs.	0,140	900 10 4		26
		hexagonal screw M12 x 25 for rail, black	set of 4 pcs.	0,140	900 10 4S		27
		self-locking hexagonal nut DIN 985 (ISO10511) M10	0,002	900 20 3		28	
	accessories	hammer-head screw M10 x 25, HS 28/15, for link N-F	0,020	900 14 1		29	
		hammer-head screw M10 x 50, HS 28/15 for special support bolt	0,032	900 14 2		30	
		wing screw M5 x 50 for link N-F	0,010	900 22 2		31	
	transport	spare wheel, ø 12.5 cm, for transport trolley, blue	1,250	800 10 3		32	
		distance nubs for adapter lath, self-adhesive, transparent	set of 8 pcs.	0,005	410 00 0		-
Articles from catalogue 2012 and 2015 not listed upon request!							
Subject to technical modifications!							
Weight discrepancies within usual tolerance limits possible!							



nivtec-flexibel
Bühnensysteme GmbH

Walter-Freitag-Strasse 31
D-42899 Remscheid

info@nivtec.com
+49 (0) 2191 385055

www.nivtec.com

stages, galleries & more



www.nivtec.com