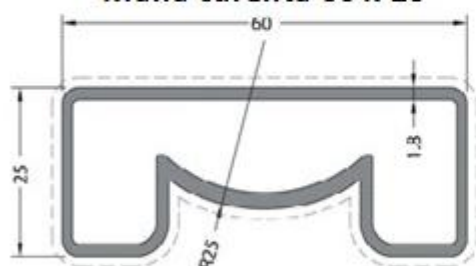


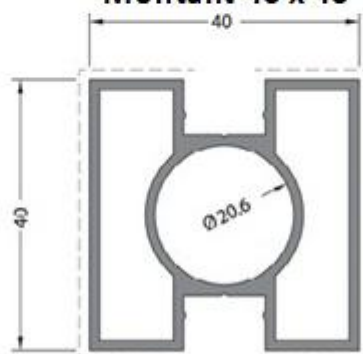
SISTEM BALUSTRADE RECTANGULARE

Mana curenta 60 x 25



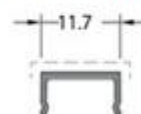
CODE / KOD
18-128-018
THEORETICAL
WEIGHT kg/m
0.921

Montant 40 x 40



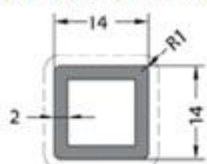
CODE / KOD
18-115-015
THEORETICAL
WEIGHT kg/m
0.990

Clips montant



CODE / KOD
18-206-00
THEORETICAL
WEIGHT kg/m
0.058

Bara ornament



CODE / KOD
12-153-020R
THEORETICAL
WEIGHT kg/m
0.258

Flansa inferioara montant

LF 421



Dop bara ornament

LT 141 $\nabla 14$



Piesa montant / mana curenta fixa

LM 425A $\nabla 50-60$



Piesa montant / mana curenta variabila

LM 421 $\nabla 50-60$



SISTEM BALUSTRADE RECTANGULARE

Inel mana curenta

LB 611 



Dop mana curenta

LT 611 



Cot 0-90' mana curenta

LS 614 



Cot 0-45' mana curenta

LS 614A 



Cot 0-45'+90' mana curenta

LS 614B 



Cot 90' bara ornament

LS 141 



Cot 45' bara ornament

LS 142 



Cot 0-90' bara ornament

LS 143 




Dop pt montant

LT 421



Flansa exterioara mana curenta

LF 611A 



Cot 0-90' colt mana curenta

LM 419 



Bulon fixare montant

LR81-402



SISTEM BALUSTRADE RECTANGULARE

ACCESORII SISTEM PENTRU STICLA

Piesa sticla pentru montant

LC 521



Piesa sticla pentru canal montant

LC 421



Stoper pentru sticla

LR54-401



Garnitura pentru sticla

LV 301



Optional, mana curenta poate fi inlocuita cu cea rotunda de \varnothing 50, impreuna cu toate accesoriile aferente acesteia, fara schimbarea niciunui alt reper al sistemului.