


175_{LM/W}



SLIM PRO

LED HIGH MAST LIGHT

LSHM-B1200W-LV(XXK)

LSHM-B1000W-LV(XXK)

1200W 1000W

For area lighting for applications:

Airports, Golf course | Sport Fields | Stadiums |
Shopping Centers | Prisons | Expressways |
Industrial Facilities and Railway Terminals etc.






1 SILM PRO SERIES

SILM PRO series LED HIGH MAST LIGHT is built with robust Folding aluminum fin module housing and heavy duty anticorrosive surface treatment for sparking the beauty and improving lighting conditions of applied area. Originated by the demand for large field lighting applications, SILM PRO series flood lights can be extended to 1440W and fixture efficacy reaches to 165LPW, better brilliance, less energy consumption.

2 IP66 WATERPROOF & IK10

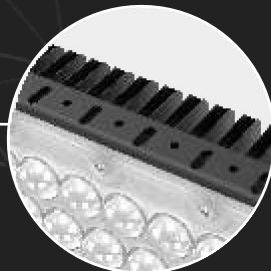
1. High luminaire efficiency up to 175Lm/w
2. Marine grade aluminum housing
3. IP66 and IK10 protection rate
4. 5 years warranty
5. Folding aluminum fin design which are very light weight

M20 Waterproof Breathable Pressure Relief Vent Plug



3 Folding aluminum fin design

Folding aluminum fin design which are very light weight. Increase the heat dissipation surface area by air cooling to dissipate heat and expand the contact area with air! It speeds up the spread of heat! Thermal effect is good! Compared with traditional die-cast aluminum and profile aluminum, which is heavier and there are certain safety risks. On the contrary, the aluminum fin heat sink are more secure.



The module heat sink adopts the hemming design to prevent the deformation of the heat sink due to crash during the shipment and enhance the flatness and strength of the contact surface of the module heat sink.