

Save our Planet from start **LED Tube!**

The LED energy-saving light is the trend that can substitute the tradition fluorescent lamp. It can be used in almost all kinds of circumstances that need light, both for household and commercial application, such as factories, office, hotels, restaurant, super market, school, warehouse and so on.



Eco-friendly & Be Bright

## LED Tube









T5-006-00A/  
T8-1200-00F/  
T10-1200-00G

Direct replacement for T8/T9/T10,  
Max 70% energy saving than  
traditional fluorescent tube



### Features


LED Light

-  ● Environmentally friendly
-  ● Low temperature and power consumption.
-  ● Long lifespan up to 50,000 hours.
-  ● Easy to install and maintenance free.
-  ● No flickering & FR interference.
-  ● No delay on start
-  ● No danger of broken glass.
-  ● No UV, IR, mercury and other harmful materials.



### Application

LED Light



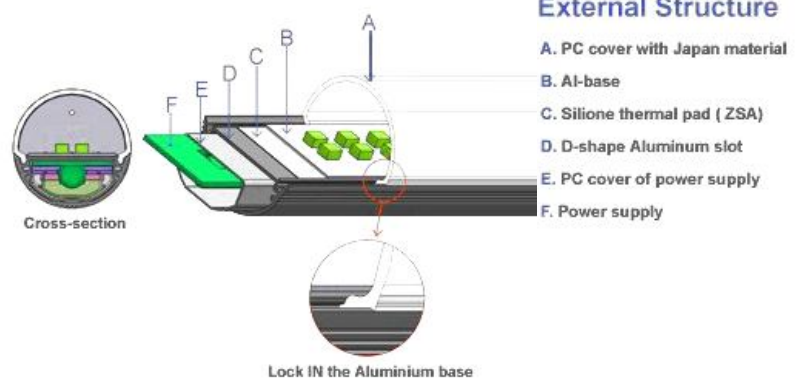
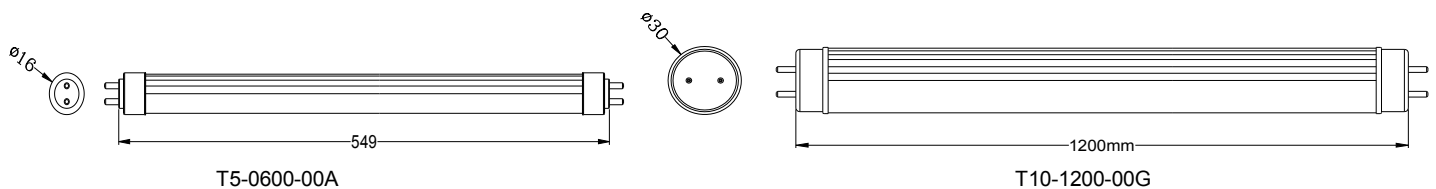
## Specification

LED Light

Model	T5-0600-00A	T8-1200-00F	T10-1200-00G
Power Consumption(W)	9W (12W/16W)	16W(9W/13W)	22W
Color Temp (K)	6000K-6500K (White) 6500K-7500K (Cool White)	6000K-6500K 6500K-7500K	6000K-6500K 6500K-7500K
Luminous Flux(lm)	600	1100	2300
Luminous Efficacy(lm/W)	80	80	80
Color Rendering(Ra)	> 80	> 80	> 80
Lifespan(h)	50,000	50,000	50,000
Working Votage(V)	AC 100-265V	AC 100-265V	AC 100-265V
Operation Temp(°C)	-20 ~ 40	-20 ~ 40	-20 ~ 40
Dimension(mm)	600(900/1200 avaialble)	1200(600/900 available)	1200
Body Material	1/2AL / 1/2 PC	1/2AL / 1/2 PC	1/2AL / 1/2 PC

## Dimension & Structure

LED Light



## Beam Angel & CCT

LED Light

