

# Mini Quick Connect Couplings

## single shut-off Series **ESM**

**DN5**



- Miniature Couplings with small dimensions of brass or brass nickel-plated
- Multiple applications in pneumatic, compressed air lines, measure-, control- and regulation technique

### Materials

- Body, sleeve, valve body, valve: MS 58 or M58 nickel-plated brass
- Spring, retaining ring: stainless steel 1.4310; balls: stainless steel 1.3541
- O-rings: NBR, on request EPDM, FKM or FFKM
- Plugs: MS 58 or steel zinc plated and yellow passivated (free of chrome VI)
- Coloured and anodized aluminium sleeves on request

Max. Working Pressure	Temperature	Threads	DN	Flow Capacity	One-Hand	Shut-Off	Medium	Area	
PN 35 bar	-20°C – +100°C	ISO 228 / DIN 13	5	510 l/min	yes	single	air a.o.	Europe	10


### Couplings with male thread



Thread	Hexagon	l	d	Thread Length	Weight/pc. g	Type No.n.plated	Type No. plain
G 1/8"	14	37	17	7	27	ESMN 18 A	ESM 18 A
G 1/4"	17	38	17	9	36	ESMN 14 A	ESM 14 A
G 3/8"	19	38	17	9	43	ESMN 38 A	ESM 38 A
M 10 x 1	14	37	17	7	35	ESMN 101 A	ESM 101 A
M 12 x 1.5	17	39	17	10	37	ESMN 121 A	ESM 121 A
M 14 x 1.5	17	39	17	10	37	ESMN 141 A	ESM 141 A

Male thread sealing with PVC-packing rings type HPD (© page 189)

### Couplings with female thread



Thread	Hexagon	l	d	Thread Length	Weight/pc. g	Type No.n.plated	Type No. plain
G 1/8"	14	37	17	9	32	ESMN 18 I	ESM 18 I
G 1/4"	17	38	17	9	38	ESMN 14 I	ESM 14 I
G 3/8"	19	47	17	10.5	39	ESMN 38 I	ESM 38 I
M 10 x 1	14	38	17	9	36	ESMN 101 I	ESM 101 I
M 12 x 1.5	17	38	17	9	39	ESMN 121 I	ESM 121 I
M 14 x 1.5	17	38	17	9	37	ESMN 141 I	ESM 141 I


### Couplings with hose barb



Hose i.D.	l	d	Stem Length	Weight/pc. g	Type No.n.plated	Type No. plain
4 mm	47	17	17	27	ESMN 4 T	ESM 4 T
5 mm	46	17	17	27	ESMN 5 T	ESM 5 T
6 mm	46	17	17	27	ESMN 6 T	ESM 6 T
8 mm	46	17	17	29	ESMN 8 T	ESM 8 T
9 mm	46	17	17	29	ESMN 9 T	ESM 9 T


For hose clips type ZOS (© page 106), type HS (© page 107) or crimping ferrules type LPH (© page 109)

### Couplings with squeeze nut, rigid and swivelling



For Hose	Hex.1	Hex.2	l	d	Version	Weight/pc. g	Type No n.plated	Type No. plain
3 x 5 mm	14	-	42	17	rigid	30	ESMN 35 TQ	ESM 35 TQ
4 x 6 mm	14	12	42	17	rigid	32	ESMN 4 TQ	ESM 4 TQ
4 x 6 mm	14	12	60	17	swivelling	40	ESMN 4 TQDR	ESM 4 TQDR
6 x 8 mm	14	14	42	17	rigid	34	ESMN 6 TQ	ESM 6 TQ
6 x 8 mm	14	14	60	17	swivelling	42	ESMN 6 TQDR	ESM 6 TQDR

### Couplings with squeeze nut and spring guard, rigid and swivelling



For Hose	Hex.1	Hex.2	l	d	Version	Weight/pc. g	Type No.n.plated	Type No. plain
3 x 5 mm	14	11	120	17	rigid	35	ESMN 35 TQF	ESM 35 TQF
4 x 6 mm	14	12	120	17	rigid	39	ESMN 4 TQF	ESM 4 TQF
4 x 6 mm	14	12	144	17	swivelling	48	ESMN 4 TQFDR	ESM 4 TQFDR
6 x 8 mm	14	14	120	17	rigid	44	ESMN 6 TQF	ESM 6 TQF
6 x 8 mm	14	14	144	17	swivelling	55	ESMN 6 TQFDR	ESM 6 TQFDR

Special versions on request.