

# Metal Furniture



Macedonia - Export

Vasil Stefanovski 8/1

Skopje 1000

Republic of Macedonia

Tel/Fax: 00389 2 3121907

[www.macedonia-export.com](http://www.macedonia-export.com)

## Steel Lockers

Providing a secure personal storage to schools and industry, our steel lockers have a careful thought out and appealing design, simple assembly and a manufacturing process using only the highest quality materials. This range of lockers offers multiple possibilities around a standard combination: different widths; one, two or more doors, multiple inside layouts; different colors to choose from...



Model	Steel Lockers	H	D	D	D	W	W	W	W
C-001	1 – door locker	1800	300	400	450	300	400		
C-002	2 – doors locker	1800	300	400	450	300	400	600	800
C-003	3 – doors locker 1800	1800	300	400	450	300	400	900	1200
C-004	4 – doors locker	1800	300	400	450	300	400	600	800
C-005	5 – doors locker	1800	300	400	450	300	400	600	800
C-006	6 – doors locker	1800	300	400	450	300	400	300	1200

## File Cabinets

These file cabinets are perfect for industrial or other heavy duty filing use. Many of our government and institutional customers require heavy duty metal file cabinets and storage solutions, and we are very happy to supply them with our high quality steel file cabinets.



Model	Archive cabinets	H	D	W	Shelves
D - 010	Archive Cabinet	2000	400	800	4
D - 011	Archive Cabinet	1500	400	800	3
D - 012	Archive Cabinet	1000	400	800	2

Model	File cabinet/archive cabinet	H	D	W
D - 002	File Cabinet 2 drawers	740	600	450
D - 003	File Cabinet 3 drawers	1030	600	450
D - 004	File Cabinet 4 drawers	1350	600	450
D - 005	File Cabinet 5 drawers	1720	600	450

## Metal Boxes & Storage

We are producing different types of metal boxes depending on the customers' particular needs (i.e. for electricity purposes, heating, digital, TV, telephone, water installation boxes, all kinds of tool, truck and safe storage boxes...)



More models available upon request.

## Shelving Sections for all kinds of shops and supermarkets

### Free Wall Shelving Sections

Our shelving and display systems are diverse and well suited for a variety of applications in any retail trade. They provide the versatility needed to meet the merchandising demands of today's retail industry. Our systems can be configured to handle the varied display requirements in supermarkets, super centers, department stores, service stations, variety stores... Our models are elegant, strong, durable and simple to assemble.




Model	Free Wall Standing Sections	H	H	D	D	W	W
<b>A – 001</b>	Free Wall Standing Sections / plastic cover	2000	2200	Base-420	Base-520	1000	600
<b>A – 002</b>	Free Wall Standing Sections without cover	2000	2200	Base-420	Base-520	1000	600
<b>A – 003</b>	Free Wall Standing Sections /metal cover	2000	2200	Base-420	Base-520	1000	600
<b>A - 004</b>	Free Wall Standing Corner Unit	2000	2200	Base-420/300	Base-520/380	B.900	B.900



A 008

*Free wall standing sections with baskets for green grocery*



A – 001/Base 520/Shelves A-06 < - 20° with pegboard

This is one of the best quality shelving systems of this kind on the market. They are finished with scratch resistant epoxy polyester powder coating and a big choice of color Ral.

The load capacities for each shelf are 100 kg and 150 kg on base shelves.



Shelves	A - 32	A - 42	A - 52	A - 06	A - 07	A – 08
<b>D</b>	320	420	520	320 – wire fronts and sides	320 – wood shelve	320 – glass shelve
<b>W</b>	960	960	960	960 – wire fronts and sides	420 – wood shelve	420 – glass shelve
<b>W</b>	600	600	600	600 – wire fronts and sides	520 – wood shelve	520 – glass shelve
<b>Angle</b>	90° / -20°	90° / -20°	90° / -20°	As standard to - 20°	As standard to - 20°	As standard to - 20°

## Middle and head sections/Gondola

### Gondola Shelving Retail Displays

Gondola shelving is the reliable workhorse of retail displays. They provide increased visibility for increased sales. Our two sided gondola shelving offers twice the visibility and double the display area.

The Gondola shelving offers the strength and durability to hold up to some of the heaviest merchandise. No need to worry about top-heavy merchandising, or whether the shelves can handle the load. All head/end units are designed to be added on to existing aisle gondolas.



Profile View



A - 009



Profile View




A - 006

Model	Middle sections/Gondola	H	H	D	D	W	W
<b>A-006</b>	Middle Section with shelves/two sides	2000	1500	Base – 420+420	Base – 520+520	1000	600
<b>A-007</b>	Middle Section/perforated background/two sides	2000	1500	Base – 420+420	Base – 520+520	1000	600
<b>A-009</b>	Head Section with shelves/one side	2000	1500	Base – 420	Base - 520	1000	600
<b>A-010</b>	Head Section/perforated background/one side	2000	1500	Base – 420	Base - 520	1000	600

## Free Wall Pegboard / Perforated Shelving Systems

The Pegboard display system is probably the oldest and the most known system around. Pegboards are supplied in metal back panels which come with our shelving system. In addition, they are supplied with dozens of small holes, which enable the wide range of hooks and which allow for a easy display of products.

The covers on the display system are coming with lights.



Model	Free Wall Pegboard / Perforated Shelving System	H	H	D	D	W	W
<b>A – 005a</b>	Free Wall perforated section with plastic cover	2000	2200	Base - 420	Base - 520	1000	600
<b>A – 005b</b>	Free Wall perforated section with metal cover	2000	2200	Base - 420	Base – 520	1000	600
<b>A – 005c</b>	Free Wall perforated section with plastic cover	2000	2200	Base - 420	Base – 520	1000	600
<b>A – 005d</b>	Free Wall perforated section with metal cover	2000	2200	Base - 420	Base – 520	1000	600

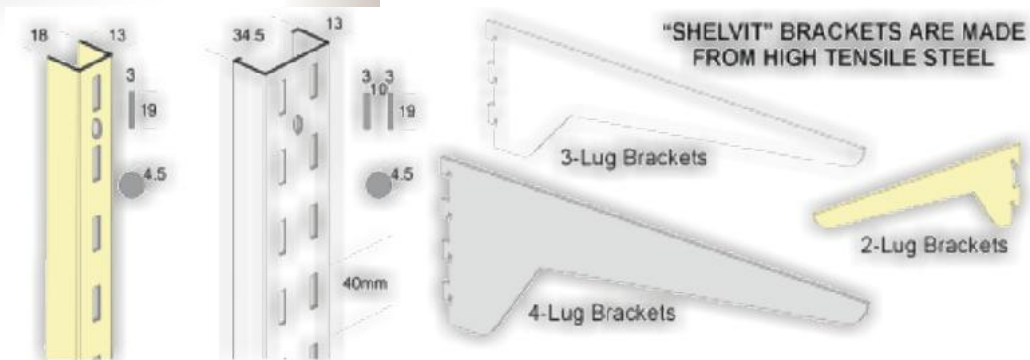




## Wall Mounting Adjustable Shelving Systems

Wall-mounted adjustable shelving system can be used for an extensive range of applications where guaranteed performance and appearance are essential with its durability and functional benefits.

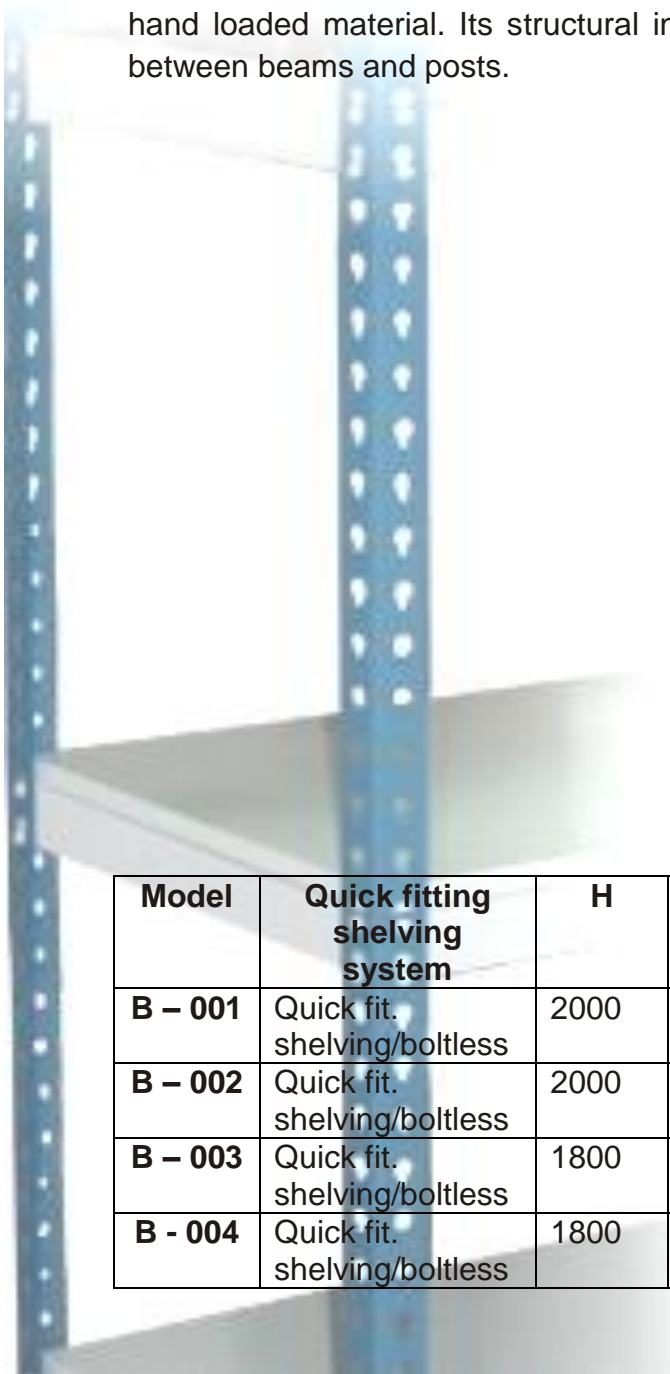
Brackets are available in more different sizes and models and uprights available in different heights.



## Industrial Shelving Systems

### Quick fitting shelving system – boltless

This system is engineered to provide safe, economical storage of virtually any type of hand loaded material. Its structural integrity is ensured by a rigid boltless connection between beams and posts.



Model	Quick fitting shelving system	H	H	D	D	W	W	Shelve s/pc.
<b>B – 001</b>	Quick fit. shelving/boltless	2000	1800	420	400	900	900	5
<b>B – 002</b>	Quick fit. shelving/boltless	2000	1800	320	300	900	900	5
<b>B – 003</b>	Quick fit. shelving/boltless	1800	1600	420	400	800	800	4
<b>B - 004</b>	Quick fit. shelving/boltless	1800	1600	320	300	800	800	4

## Wide/long span picking racking system

This system is the standard of the industry for shelving designed to contain wide, bulky loads. It bridges the storage gap between conventional shelving and pallet rack. The range of applications can be from a single unit to a sophisticated multi-level picking system. It is easily assembled because there is a minimum number of pieces that snap or fit into place quickly and easily. No bracing to add and no hardware required. This system also makes optimal use of warehouse height, as the higher levels can be accessed mechanically by devices that lift the operator to the required height.

Tip R1



Model Tip R1	Uprights/sides H x B	Uprights / sides H x B
500 x 1500 kg.	2000 x 500 (mm)	2500 x 500 (mm)
500 x 1500 kg.	2000 x 600 (mm)	2500 x 600 (mm)
500 x 1500 kg.	2000 x 800 (mm)	2500 x 800 (mm)
500 x 1500 kg.	2000 x 600 (mm)	3000 x 800 (mm)

## Conventional Pallet Racking

This is a carefully engineered system designed to provide highly efficient storage of palletized items.

Combining design excellence with the use of high strength steel to achieve a superior strength to weight ratio, the conventional pallet rack can handle nearly any job you give it.



The wide range of profiles and accessories provides optimal adaptation to each load and height requirement. The layout and height of the shelving are determined by the characteristics of the forklifts, pallets to be stored and the dimensions of the premises. The conventional pallet racking is the best solution for warehouses where it is necessary to keep a wide range of articles in pallets.



Tip Rm with the weight keeping up to 4000 kg and height up to 4000 mm is usually working by project.

Tip R2 with a weight keeping up to 6000 kg and height up to 6000 mm is usually working by project.

## Cantilever Rack

The light and heavy versions of this system offer the possibility of locating the levels on one or both sides of the fully independent structure. Ideal for the storage of beams, profiles, pipes etc. These racks are particularly suitable for storing long loads.



## Mezzanine

Our shelving has the structural integrity to allow for custom design of multi-level installations in a myriad of configurations. Our Quick Fitting Shelving System and Wide/Long Span Picking Racking Shelving Systems along with our Pallet Rack integrate smoothly with mezzanine storage situations.

Free-standing custom mezzanine can be designed to fit specific shape, size, and height or load requirements.

