

PORTMASTER PM-3-S


Date tehnice

Disponibil pentru

Sarcina pe cui
 Sarcina max. axa
 Sarcina totala sasiu
 Greutate proprie sasiu
 Sarcina utila
 Inaltime cuplare
 Inaltime sasiu
 Dimensiune anvelope
 Conexiune electrica


Technische Daten

Geeignet für

Sattellast
 Max. Achslast per Achse
 Gesamt zulässige Masse
 Leergewicht
 Nutzlast
 Sattelhöhe
 Chassishöhe
 Reifengröße
 Elektrische Anschlüsse


Technical data

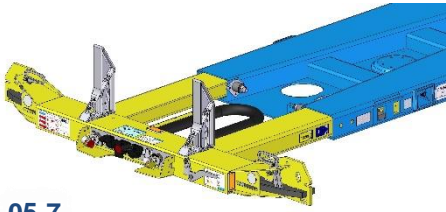
Suitable for

Kingpin weight
 Maximal Axleload / axle
 Gross trailer weight
 Empty weight
 Payload
 Fifthwheel height
 Chassisheight
 Tyresize
 Electrical connectors

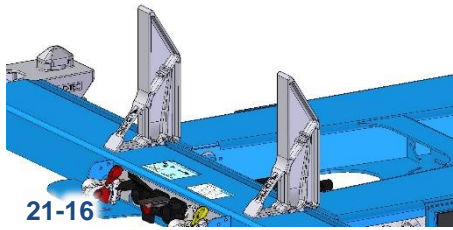
PM-3-S

20 ft rear
 20 ft central
 20 ft tank
 30 ft
 2x 20 ft
 40 ft (HC)
 45 ft (optional)
 16.000 kg
 9.000 kg
 43.000 kg
 4.500 kg
 38.500 kg
 1.110 mm
 1.110 mm
 385/55 R22,5
 1x 15 pin


OPTIUNI / OPTIONEN / OPTIONS



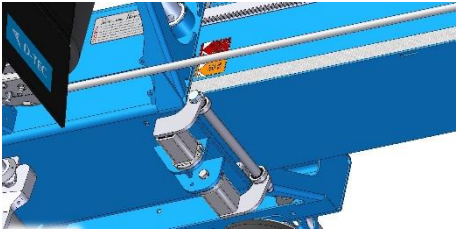
05-7



21-16



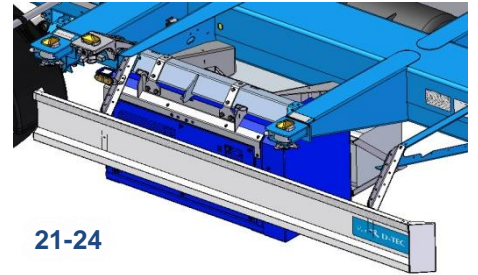
05-24




07-26



11-2-17



21-24



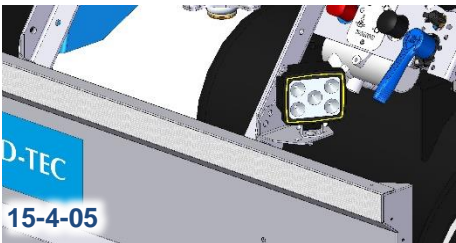
15-17



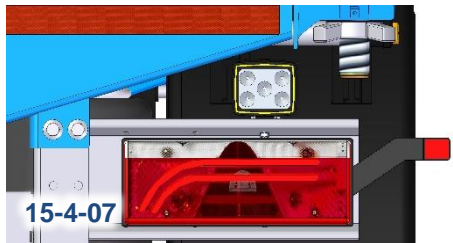
15-14




15-15



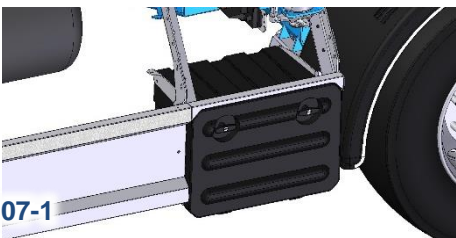
15-4-05



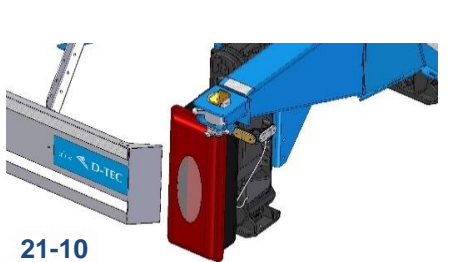
15-4-07



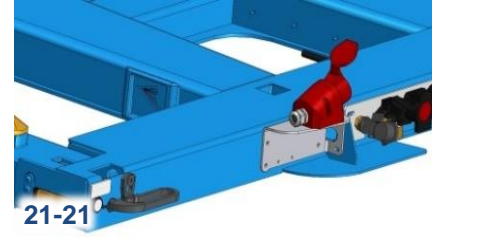
07-NS-9



07-1



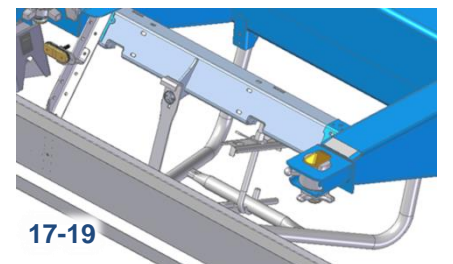
21-10



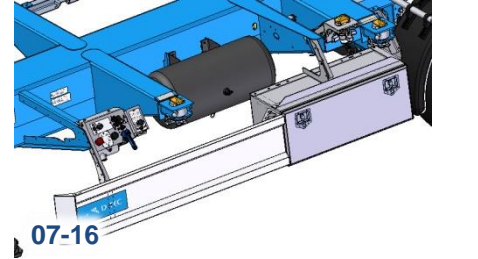
21-21



07-NS-12/13/14



17-19



07-16

