




Our solutions to enable you to secure your temporary fences




Our solutions for your building site security



Our solutions for accessing your building site



Our solutions for storing and transporting your fences



M500 Sliding gate

The Heras M500 sliding gate combines optimum flexibility with security. The ideal access control solution. Clever and strong.

This light, easy to handle aluminium access gate is maintenance-free. The fine mesh of the welded mesh panel provides extra climb-over protection.

The M500 is delivered completely assembled.

- access control
- quick assembly and disassembly

Technical specifications

- Cantilever sliding gate
 - Fully assembled
- Light and easy to handle
- Mesh size 50 x 200 mm
 - Maintenance-free
 - Safe, rounded corners
 - Gate height 2.000 mm
 - Clear width 7.000 mm
- In conformity with NEN-EN 13241-1

www.heras.com

Heras Mobile Fencing & Security is a part of the CRH group



Mobile Fencing & Security

Summary of product range



Heras Mobile Fencing & Security
 P.O. Box 30, 5688 ZG Oirschot, The Netherlands
 T +31(0)499 – 551 508
 F +31(0)499 – 571 423
 E export@mobilefencing.com

Your dealer

Subject to technical changes




Secures the building process



M500 Anti-Climb

Closure system offering added security. Climb-over protection. Safety concept.

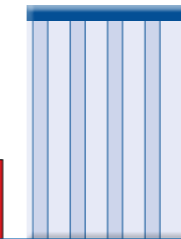
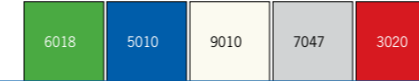
Panel	3.472 x 2.000 mm
Mesh width	35 x 150 mm
Wire thickness	4 mm horizontal 3 mm vertical
Tubes	30 mm horizontal 42 mm vertical
Weld	100% welded joints
Weight	26 kg



M800 City Fence

The elegant and discrete design makes these sheet steel sections ideally suitable for sealing off or protecting building sites.


Panel	2.160 x 2.000 mm
Panel	metal sheets
Galvanised U-sections	40 x 40 x 40 mm horizontal
Tubes	42 mm vertical
Soudure tubes	100% welded joints
Weight	29 kg



M100 1m

Perfect for channelling flows of people. If the concrete block of this system is replaced by the slab there is no risk of the fence elements falling over.


Panel	3.472 x 1.120 mm
Mesh width	100 x 300 mm
Wire thickness	4 mm horizontal 4 mm vertical
Tubes	30 mm horizontal 42 mm vertical
Weight	13 kg



M200



A sturdy alternative, developed for long-term building sites and for rental.

Panel	3.472 x 2.000 mm
Mesh width	100 x 200 mm
Wire thickness	4 mm horizontal 3 mm vertical
Tubes	30 mm horizontal 42 mm vertical
Weld	100% welded joints
Weight	18 kg



M825 Combi City Fence


Panel	2.160 x 2.000 mm
Panel	metal sheets
Galvanised U-sections	60 x 40 x 40 mm horizontal
Tubes	42 mm vertical
Soudure tubes	100% welded joints
Weight	47 kg



M125 Crush Barrier

Safe for children thanks to the minimum space between the bars. Sturdy self-locking hook.


Panel	2.500 x 1.095 mm
Bar distances	120 mm
Tubes	16 mm vertical (19x) 38 mm all round
Weld	100% welded joints
Weight	19 kg



M300

Simple, yet sturdy solution. Larger mesh size. Also available with a hook.

Panel	3.472 x 2.000 mm
Mesh width	100 x 250 mm
Wire thickness	3 mm horizontal 3 mm vertical
Tubes	25 mm horizontal 42 mm vertical
Weight	15 kg



M850 City Fence 1m

Can be adjusted to enable the use of a road barrier adaptor.

Panel	2.160 x 1.010 mm
Panel	metal sheets
Galvanised U-sections	40 x 40 x 40 mm horizontal
Tubes	42 mm vertical
Soudure tubes	100% welded joints
Weight	17 kg



M130 Crush Barrier

Easy light fence for guiding purposes. Ideal for use at marathons. Fast assembling.

Panel	2.500 x 1.095 mm
Bar distances	240 mm
Tubes	16 mm vertical (9x) 25 mm all round
Weight	11 kg

