


DRAIN VERTICAL DRAIN LATERAL

Kit for installing floor drains, ideal for draining off water from terraces, balconies, bathrooms, boiler rooms, wash-rooms, etc.



WHERE TO USE

Drain Vertical and **Drain Lateral** are used to line vertical and horizontal floor drains and integrate perfectly with waterproofing layers made using **Mapelastic**, **Mapelastic Smart**, **Mapelastic Foundation**, **Mapelastic AquaDefense**, **Monolastic** or **Mapegum WPS**.



Drain Vertical drain pipe

Drain Lateral drain pipe

Application examples

- Lining floor drains in balconies and terraces.
- Lining floor drains in bathrooms.
- Lining floor drains in boiler rooms.
- Lining floor drains in wash-rooms.
- Lining floor drains in damp environments.

TECHNICAL CHARACTERISTICS

- Drain Vertical** and **Drain Lateral** are complete kits for floor drains comprising:
- **vertical** or **lateral** polypropylene drain-pipe with a welded male 400x400 mm polypropylene drain-cover;
 - telescopic extension;

- “Anti-Odour” plug;
- removable stainless steel grate.

Drain Vertical drain pipes are available in 5 different diameters (50, 75, 82, 90 and 100 mm) while **Drain Lateral** drain pipes are available in 3 different diameters (50, 75 and 90 mm).

Drain Vertical 50-82-100 mm are designed and sized to be inserted into the body only, and not the cup-type joint, of the orange PVC pipe with the same nominal diameter (the extra pipe with a 3 mm thick wall), while **Drain Vertical** 75-90 mm are designed and sized to be inserted into both the body and the cup-type joint of the grey GEBERIT pipe with the same nominal diameter.

All the **Drain Lateral** drains (50-75-90 mm) are designed and sized to be inserted into both the body and the cup-type joint of the grey GEBERIT pipe with the same nominal diameter.

The stainless steel grate is available in a single standard size (100x100 mm) for all diameters of **Drain Vertical** and **Drain Lateral** drain pipes.

The polypropylene cover makes it fully compatible and forms a perfect, water-tight seal between the drain and waterproofing layer made from **Mapelast**, **Mapelast Smart**, **Mapelast Foundation**, **Mapelast AquaDefense**, **Monolastic** or **Mapegum WPS**.

The telescopic extension makes the drain fully adjustable in height to suit any thickness above the waterproofing layer. It has been designed so that any water which infiltrates between the tiles and waterproofing layer is channelled into the drain without accumulating around it.

The “Anti-Odour” plug guarantees that no unpleasant smells return through the drain if there is no water present, and if connected to a suitable anti-siphon trap.



Kit's accessories

APPLICATION PROCEDURE

Preparation of the substrate

Make sure the substrate (screed or old floor) is compact, clean and dry. If required, smooth over the surface with **Planitop Fast 330**.

1. Around the drain, apply the first coat of the specified MAPEI waterproofing product so that it covers a larger area than that of the non-woven fabric integrated with Drain Vertical or Drain Lateral



2. Cover the non-woven fabric with another layer of the specified MAPEI waterproofing product and blend it in with the first layer



3. Measure the distance required to set the grate to the height required, taking into consideration the thickness of the adhesive and tiles



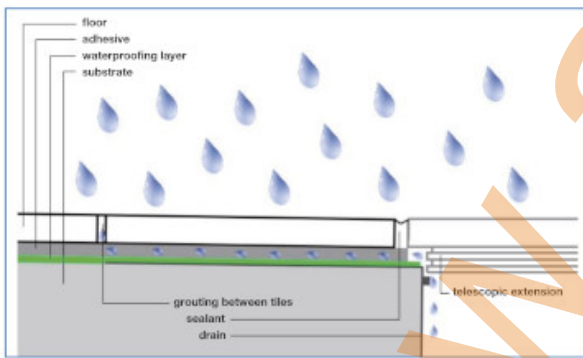
4. Cut the extension to length with a grinder or saw in correspondence with the mark on the extension



5. Bond the extension for the grate (with anti-odour plug in place) with four spots of Mapesil AC silicon sealant. It is fundamental that the support for the grate is not bonded with a silicon O-ring, but only with four points of sealant so that any water which infiltrates between the tiles and waterproofing layer flows into the drain and does not accumulate around it



6. After bonding the floor coating and grouting the tiles, seal round the grate on the floor drain with Mapesil AC



Any water which infiltrates between the tiles and waterproofing layer is channelled into the drain without accumulating around it

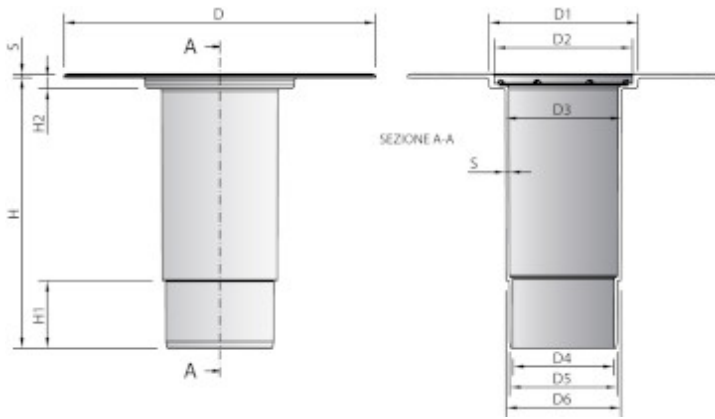
PACKAGING

Drain Vertical and Drain Lateral are both supplied in complete kits.

SAFETY INSTRUCTIONS FOR PREPARATION AND APPLICATION

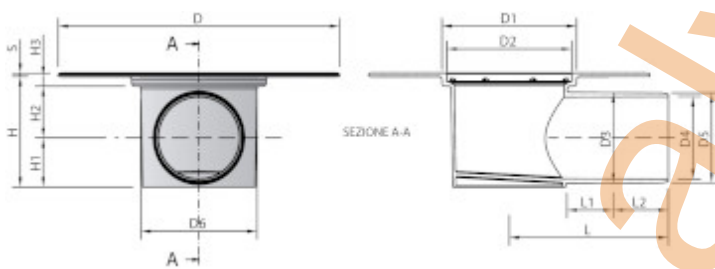
Drain Vertical and Drain Lateral are articles and referring to the current European regulations (Reg. 1906/2007/CE – REACH) do not require the preparation of the Material Safety Data Sheet. During use it is recommended to wear gloves and goggles and follow the safety requirements of the workplace.
PRODUCT FOR PROFESSIONAL USE.

DRAIN VERTICAL



PRODUCT NAME	H	H1	H2	S	D	D1	D2	D3	D4	D5	D6
DRAIN VERTICAL 50	200	50	8	2.5	230	110	102	43	32	37	42.3
DRAIN VERTICAL 75	200	50	8	2.5	230	110	102	71	60	65	70.3
DRAIN VERTICAL 82	200	50	8	2.5	230	110	102	76.8	65.8	70.8	76.1
DRAIN VERTICAL 90	200	50	8	2.5	230	110	102	85.5	74.5	79.5	84.8
DRAIN VERTICAL 100	200	50	8	2.5	230	110	102	94.8	83.8	88.8	94.1

DRAIN LATERAL



PRODUCT NAME	H	H1	H2	H3	S	D	D1	D2	D3	D4	D5	D6	L	L1	L2
DRAIN LATERAL 50	70	28	34	8	2.5	230	110	102	50	43.4	49.5	95	130	38	45
DRAIN LATERAL 75	90	40	42	8	2.5	230	110	102	73.5	67	73.1	95	130	38	45
DRAIN LATERAL 90	120	48	64	8	2.5	230	110	102	89	82.5	88.6	95	130	38	45

WARNING

Although the technical details and recommendations contained in this product data sheet correspond to the best of our knowledge and experience, all the above information must, in every case, be taken as merely indicative and subject to confirmation after long-term practical application; for this reason, anyone who intends to use the product must ensure beforehand that it is suitable for the envisaged application. In every case, the user alone is fully responsible for any consequences deriving from the use of the product.

Please refer to the current version of the Technical Data Sheet, available from our website www.mapei.com

LEGAL NOTICE

The contents of this Technical Data Sheet ("TDS") may be copied into another project-related document, but the resulting document shall not supplement or replace requirements per the TDS in effect at the time of the MAPEI product installation.

For the most up-to-date TDS and warranty information, please visit our website at www.mapei.com.

ANY ALTERATIONS TO THE WORDING OR REQUIREMENTS CONTAINED IN OR DERIVED FROM THIS TDS SHALL VOID ALL RELATED MAPEI WARRANTIES.

www.alveco.ro ©

565-12-2016 en (IT)

Any reproduction of texts, photos and illustrations published here is prohibited and subject to prosecution

