

Therapy stand-up bed Sacon LogicMove



Focussing on the patient's needs

Practising to stand is an important therapeutic component for all neurological afflictions and for paraplegics and tetraplegics. Standing helps to prevent contracture, supports the circulation and respiration and stimulates the activity of the bladder and bowels. In addition, the patient benefits psychologically from being in an upright position and being able to communicate with others at the same eye level.



Proven Intelligence

The stand-up bed LogicMove is not only a therapeutic stand-up bed, but also serves as a common nursing bed. It has been developed in close collaboration with physicians and therapists and is geared to the requirements of everyday use for modern rehabilitation. Intelligent control mechanisms ensure that the various functions are co-ordinated. For example, the back and knee-bending sections automatically reduce on reaching about 25° of the standing function before the lying surface is set up to a maximum angle of 85°.



The knee bend is adjustable up to 45°, and the back section can be adjusted to a maximum inclination of 85°. An integrated backup battery ensures emergency lowering is possible in the event of a power failure.

Lying surface

The ergonomic, four part lying surface has three adjustments, is equipped with mattress levelling and consists of removable, impregnated, laminated wooden slats.

Strap system

The four part strap system is comprised of a chest strap, a hip strap and two leg straps. The soft, skin friendly and washable padded straps can be individually adjusted on the bed itself to suit the user.



Handcontrol unit

The remote control is fitted with smooth-moving flip switches appropriate for use by handicapped person and enables the user to set infinitely all the functions (including the activity of standing). The various movement functions can also be individually blocked.

Unique Options

Various accessories can be added to the therapeutic stand-up bed LogicMove depending on the patient's medical indications.



Infra-red remote control

The infra-red remote control can be used at the same time with the standard manual control.

Adjustable footboard

The adjustable footboard allows a ideal adjustment to the individual needs of the user.

The board can be shifted lengthwise and the incline function of $\pm 15^\circ$ guarantees an ergonomic foot position.



Angle indicator (Goniometer)

The goniometers, mounted on both sides, let you see the angle of inclination for the stand-up process.

Working surface

The height and angle adjustable work surface is ergonomically shaped and offers the patient a safe, practical work surface when the bed is in a horizontal or vertical position. It is fastened to the side of the bed and can be moved out of the way.



Lifting pole

The lifting pole with its two hand grip can be inserted on the right or left side of the bed frame.

Padded sides

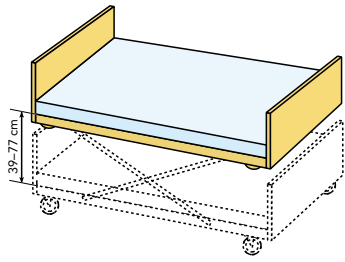
The side padding is stretched over the integrated wooden side bars. The soft padding increases the safety of the patient and also protects against reaching through. The padding can be wiped clean and is quick and easily fastened or opened as a result of the Velcro tabs.



Dimensions

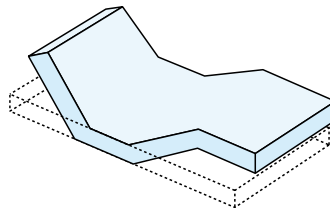
The stand-up bed LogicMove is available in widths of 90, 100 and 120 cm and in lengths of 200 and 220 cm (120 cm width only available in lengths of 200 cm).

Technical Explanations



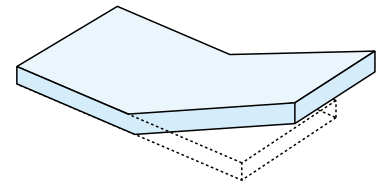
Nursing bed

- Height adjustment 39–77 / 42–80 cm*
- Automatic adjustments to the height, back and leg sections
- Floor clearance 18 cm



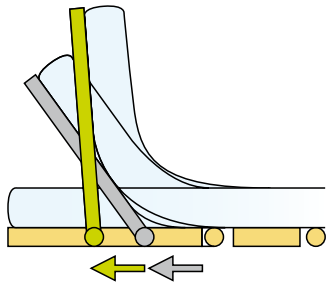
Lying surface

- 4-part, with wooden slats
- Back section 0–85°
- Knee bend 0–45°
- Length of back section 77 / 87 cm*
- Length of middle section 18 cm
- Length of thigh section 33 cm
- Length of shank section 67 / 77 cm*



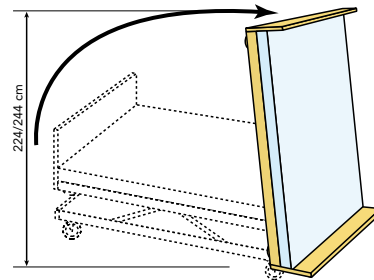
Additional function

- Manual elevating of legs



Additional function

- Automatic mattress level compensation (adjustment 0–15 cm)



Stand-up bed

- Standing function 0–85°
- Minimum ceiling height 224 or 244 cm*

*(depending on bed length 200 / 220 cm)

Product Information

Dimensions (Width x Length)	90, 100, 120 cm x 200, 220 cm
Construction	Non-warping, powder-coated, rust-resistant steel underframe, silver grey
Manual control unit	Handicapped accessible manual control with smooth-moving flip switches (IR controls optional)
Running gear / Brakes	Robust, smooth-moving casters, blockable in pairs
Lying surface	Four piece lying surface with three adjustments and impregnated laminated wooden slats
Minimum ceiling height	224 / 244 cm (for 200 / 220 cm bed lengths)
Elevation settings	39–77 / 42–80 cm (for 200 / 220 cm bed lengths)
Motors	4 (silent and reliable)
Class of protection	IPX4
Floor clearance in pelvic area	18 cm
Load bearing ability (user weight)	to 140 kg (308.65 lb)
Electrical connection	230 V AC
Operating voltage, Control voltage	Manual switch 5 V DC
Wooden frame	Wooden frame with integrated wooden siderails or basic frame with plug-in board (without side rails) in light beech
Safety straps	Four piece strap system consisting of chest strap, hip strap and two leg straps
Options	Angle indicator (goniometers), work surface, adjustable footboard, lifting pole, IR manual hand control

We reserve the right to make model and technical adaptations without further notice.



team.sacon gmbh
hansmatt 11
6370 stans

t 061 422 26 26
f 061 422 26 06

info@team-sacon.ch
www.team-sacon.ch