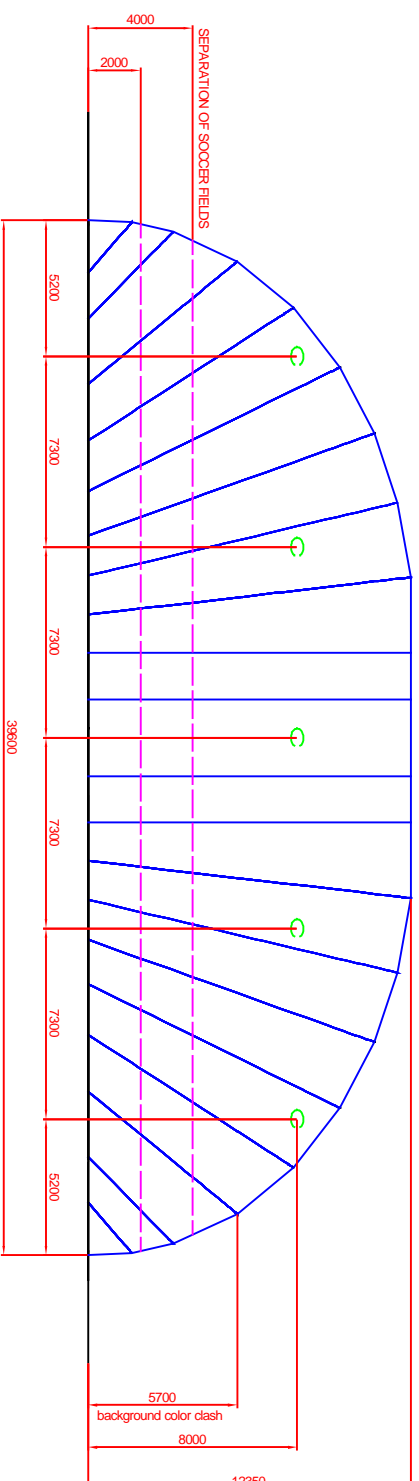
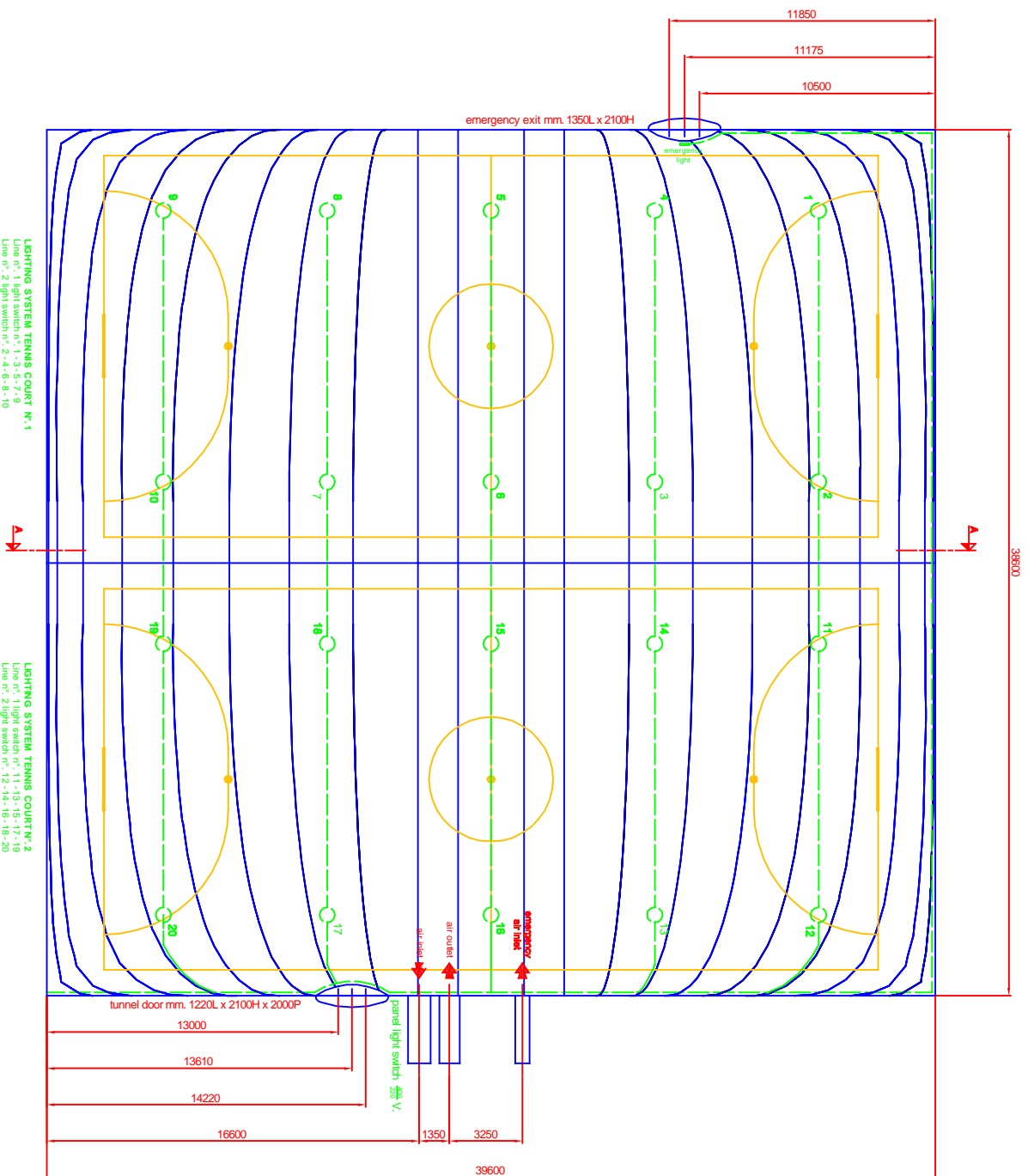


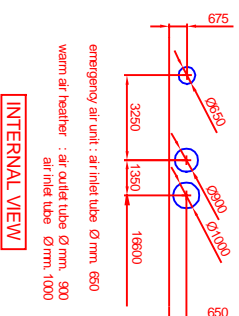
STRUCTURE SIDE VIEW



SECTION A - A



SOCCER FIELDS PLANIMETRY



emergency air unit: air inlet tube Ømm. 650
warm air heater: air outlet tube Ømm. 900
air inlet tube Ømm. 1000

INTERNAL VIEW

AIR - INFLATED STRUCTURE	
TECHNICAL MATERIAL OUTER WEARABLE	
Type of base fabric	light tenacity/polyester 1100 Dtex
Vent certification wwp-ywt	g' /cm
Ceiling	metallic P.V.C.
Tentacle strength wwp-ywt	N / 5 cm
Frame resistance	D.M. Flame retardant Classe 2 26.02.84 DIN 4102 B1 / M2
Background color dash	blue 5002
Color of the border to the ground	blue 5002
Door covering color	white 9010
Roof color	white 9010

MEASURES CHECK IS ON BUYER CHARGE
The buyer has to check measures on site and then indicate the measures obtained in the RECTIFICATION attached near our measures. The buyer has to indicate measures on site and then indicate the measures obtained in our measures. But also if they are the same of ours.
TOLERANCE MEASURES 3.18 mm.

FOR ACCEPTANCE

Nicorescu Mihai
Str. Gaii Eremia Grigorescu n° 8
Bl/I ap. 35 RO - Galati

(stamp and sign)