



# Hoses, Guns and Accessories

For Reactor™ Spray Foam and Coatings Equipment



PROVEN QUALITY. LEADING TECHNOLOGY.

# Even a Small Part Can Make a Critical Difference

## O-RINGS ARE JUST ONE EXAMPLE OF GRACO'S QUALITY



Graco Part



Non-Graco Part

*After spending the same amount of time submersed in solvent, the Graco O-ring (left) still fits snugly, protecting the side seal, while the non-Graco O-ring (right) expanded in diameter and swelled in cross section.*

Learn more at [graco.com/parts](http://graco.com/parts).

## Don't risk your reputation with anything less

It's happened before: A critical piece of equipment meets an unfortunate end due to the failure of one, tiny component. That's why Graco doesn't build just any off-the-shelf part into its equipment. We select and manufacture high quality components our customers have come to rely on. Our equipment is superior because its parts are superior – in design, quality and performance.

### **Designed, tested and built for reliability**

Great design is in the details. At Graco, our engineering team designs and specifies every part that's built into our machines, even down to the O-rings. We test and re-test our parts to make sure they provide you with outstanding performance, long life and durability. For example, our new Reactor 2 design went through more than 150 quality tests in our laboratory and sprayed more than 120,000 liter of material before it was approved for production. You can't afford your equipment to fail in the field. Neither can we.

### **Each quality part is dependent on another**

Graco equipment is designed as a unified system, not as a collection of stand-alone parts. Every part is designed with a careful eye toward the parts it will interact with, and adjusted accordingly. We may machine a fastener in such a way that increases torque and causes it to clamp harder on its mating parts. We may select a specific compound for manufacturing O-rings because it provides better chemical resistance. When any of a system's parts is replaced with a lower quality, non-Graco part, the result may be a ripple effect that degrades not only its own functionality, but that of other parts throughout the system.

### **Protect your business with genuine Graco parts**

When you need replacement parts, you could purchase cheaper alternatives. But why risk it? Off-the-shelf parts may hinder performance and possibly even damage your Graco equipment. You invest in Graco equipment because it is superior quality. It's what your business depends on. So protect your investment and your future. Trust only genuine Graco parts.



# Build your ideal Reactor™ System

Graco parts are engineered for performance



Once you have determined whether to go with an air-driven, electric or hydraulic Graco Reactor, it is equally important to choose components that will create the most effective system for your needs. This brochure contains the information you need to make those choices.

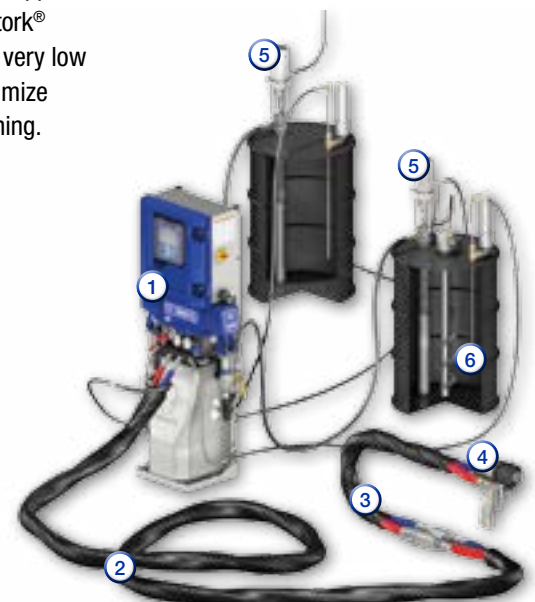
For information regarding Graco Reactors, please see the Graco Fast-Set Plural-Component Equipment brochure (300615).

## Build a complete system in just a few steps

- 1 Graco InSite™ Remote Reporting Technology – Pages 5-7**  
If your Reactor model does not come with Graco InSite software as a standard feature, consider adding a Graco InSite kit to improve productivity and revenue for your business.
- 2 Heated Hoses – Pages 8 & 9**  
Choose from pressure ratings of 138 to 240 bar (2000 psi or 3500 psi, 13.8 to 24.0 MPa). Choose 3/8 in or 1/2 in ID.
- 3 Whip Hoses – Pages 8 & 9**  
Choose from pressure ratings of 138 to 240 bar (2000 psi or 3500 psi, 13.8 to 24.0 MPa). Choose 1/4 in or 3/8 in ID.
- 4 Spray Guns – Pages 10-21**  
Choose an air-purge, mechanical-purge or liquid purge gun with a round or flat pattern. Also choose the tip and mix chamber for your gun. The chart on pages 20 and 21 provides helpful information.

- 5 Supply Pumps – Pages 22 & 23**  
Choose from diaphragm or piston pumps for standard materials in drum-mount or wall-mount. Select a 2:1 piston pump for materials with higher viscosities.

- 6 Agitator Kits – Pages 22 & 23**  
Choose a kit to agitate your resin for consistent application. Graco's Twistork® agitators are very low shear to minimize material frothing.



## The power to control your business. Wherever you are.

For contractors who manage more than one jobsite, spend time away from the jobsite or want a better way to record what goes on at the jobsite, Graco InSite is the answer. It transmits data from Graco Reactors to your smart phone, computer or tablet so you can monitor progress from multiple jobsites in real time. It also keeps a log of data from each project, which you can use to make better business decisions and store for support if questions ever arise about a past job.

- **Simple** – friendly, icon-driven software is easy to learn and follow
- **Remote** – transmits real-time job activity you can view on your smart phone, tablet or computer
- **Powerful** – tracks critical job data that can help reduce costs and avoid problems
- **Proactive** – logs spray data per job, providing proof of installation parameters



# Graco InSite™

Remote Reporting Technology for Electric and Hydraulic Reactors

## Control the direction of your business with Graco InSite.

The kind of information Graco InSite logs for you is data that can save you money, help you bid jobs more accurately and troubleshoot problems more quickly, saving lost overhead and revenue. Most importantly, Graco InSite offers peace of mind that your jobs are running smoothly, your workers are productive, and you can leave the jobsite to pursue other important business matters.



### Better fleet and crew management

- Know when your Reactors are off, idling or spraying
- Avoid the errors made and time wasted by manual logging
- Follow your Reactors with GPS tracking
- Recognize unauthorized or after-hours use of Reactors or materials
- Receive a daily email summarizing the previous day's performance totals

#### Ambient Temperature Probe

- Early warning system to alert you if chemicals are getting too cold
  - Available on Reactor 2 Elite models only

Reactor Name	Status	Ambient Temp	Inlet Temp	Spray Time	Idle Time	Pressure A	Pressure B	Volume A	Volume B	Event Log
Reactor 1	Green	15.0	15.0	10:00	0:00	1000	1000	1000	1000	View Log
Reactor 2	Red	15.0	15.0	0:00	0:00	0	0	0	0	View Log
Reactor 3	Yellow	15.0	15.0	0:00	0:00	0	0	0	0	View Log
Reactor 4	Green	15.0	15.0	0:00	0:00	0	0	0	0	View Log
Reactor 5	Green	15.0	15.0	0:00	0:00	0	0	0	0	View Log
Reactor 6	Green	15.0	15.0	0:00	0:00	0	0	0	0	View Log
Reactor 7	Green	15.0	15.0	0:00	0:00	0	0	0	0	View Log
Reactor 8	Green	15.0	15.0	0:00	0:00	0	0	0	0	View Log
Reactor 9	Green	15.0	15.0	0:00	0:00	0	0	0	0	View Log
Reactor 10	Green	15.0	15.0	0:00	0:00	0	0	0	0	View Log

#### GPS Locator for Fleet

- See the actual GPS location of all spray rigs

#### GPS Locator

- See the actual GPS location of each spray rig

#### Job Log, Data Usage Log, Event Log

- Use icons to access and download detailed reports
- Event log available on Reactor 2 models only

#### Temperature and Pressure Set-points

- Rest assured that conditions are fine

#### Status Lights

- Red, yellow and green say at a glance if machines are off, idling or spraying

#### Inlet Temperature

- Records temperature and pressures of A and B materials for early troubleshooting diagnosis
  - Available on Reactor 2 Elite models only

#### Volume and Hours of Use

- See how much chemical each crew has sprayed and how long it took



## Better cost containment and forecasting

- Know when equipment is ready for maintenance by using lifetime cycle logs
- Save lost revenue and downtime by having real-time, factual information at your fingertips

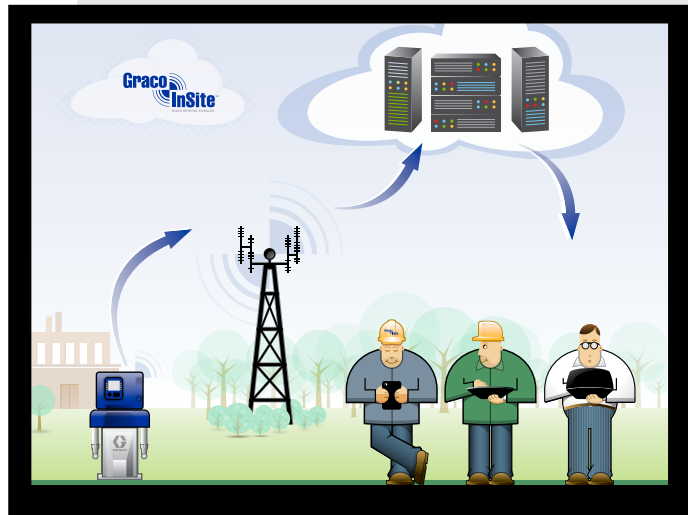
## Better customer service

- Help troubleshoot issues remotely and get machines up and running faster
- Provide more accurate job estimates, basing it on actual data from prior jobs

## Better protection for your future

- Have documented data showing spray parameters for every job
- Offer a final job report to customers as an additional service
- Recognize when it's time to hire additional crews and expand your fleet
- Schedule appointments with potential customers knowing that you can still check on your jobsites wherever you go

Graco InSite works by transmitting your data using the local cellular network, where it is stored in the cloud. You can then view the data on your smart phone, tablet or computer via the internet.



Graco InSite is a collaboration between Graco and 2-Track Solutions, LLC, an established leader in web-based vehicle intelligence and asset tracking.



View a demo now!

## Ordering Information

Graco InSite is standard on Reactor 2 Elite models or can be purchased as an accessory kit and installed easily on most existing electric and hydraulic Reactors. Approximate installation time: 30 minutes to one hour

- |        |   |
|--------|---|
| 24T280 | Graco InSite Retrofit Kit. Compatible with the following Reactor 2 models: E-30™, E-XP2™  |
| 17F838 | Graco InSite Retrofit Kit. Compatible with the following Reactor 2 models: H-30™, H-40™, H-50™, H-XP2™, H-XP3™.                             |
| 24T278 | Graco InSite Retrofit Kit. Compatible with the following Reactor models: E-20™, E-30, E-XP1™, E-XP2, H-25™, H-40™, H-50™, H-XP2™ and H-XP3™ |
| 24T279 | Graco InSite Retrofit Kit. Compatible with the following first generation integrated Reactor models: E-30i™, E-XP2i™.                       |
| 16X521 | Extension cable, 25 ft (7.5 m)  |

Graco InSite is a subscription-based service; your subscription can be paid monthly or annually.



# Graco Heated Hoses

Designed to achieve accurate, uniform heating

## Why Graco copper-heated hoses

We strongly recommend that you use only genuine Graco heated hoses with Reactor equipment. Our machine controls are designed to communicate with the fluid temperature sensors (FTS) and provide the proper electrical power to accurately and safely heat our hoses. Graco hoses are wrapped with a copper heating element at a precise pitch to achieve accurate, uniform heating. Because knock-off hoses may not heat in the same way, you risk over- or under-heating your hoses. Mixing and matching both Graco and knock-off hoses may be even more serious. Depending on the hose into which the FTS is placed, you may have a very large difference in temperature between hoses -- potentially putting your equipment at risk for damage and creating a possible safety issue for your workers.

- Designed specifically for use with Graco Reactors
- Covered with proprietary butyl cover for protection against moisture sensitive isocyanate
- Covered with foam insulation for heat retention
- Designed with different fitting sizes on the isocyanate and resin hoses to prevent accidental connection of the wrong hoses
- Designed with a custom splice kit to electrically connect hoses without having to run copper under the fittings
- Durable – with a helix-design whip hose that uses braided copper wires for added flexibility and longer life

## Protect your investment with scuff guard

Xtreme-Wrap™ Scuff Guard provides extra protection and prolonged life for your hose. You may choose a hose that comes with Xtreme-Wrap or purchase the kit to retrofit any existing Graco hose.

## Fluid temperature sensors: An important safeguard

Maintaining consistent chemical temperature is critical in spraying quality foam and coatings. Graco heated hoses are designed to maintain chemical temperatures during spray operations. The use of a fluid temperature sensor (FTS) is the best way to monitor those temperatures. In addition to maintaining fluid temperature, the FTS also provides necessary feedback to the Reactor's controls to accurately and safely control the hose's heating elements. Graco always recommends placing the FTS as close to the whip hose as possible in order to monitor the material temperature nearest the dispense point. Graco offers FTS using two technologies – resistance temperature detectors (RTD) and thermocouples.

### Resistance Temperature Detector (RTD)

Graco's latest advanced controls on Reactor 2 and Integrated Reactor utilize RTD technology. RTDs offer the highest accuracy and the best day-to-day repeatability of material temperatures in your hose. RTD technology allows the machine to automatically shut down if the sensor is damaged, which saves wasted time and materials.

### Thermocouple

Thermocouples are a very accurate and reliable way to monitor and maintain temperature. Graco will continue to use thermocouple technology on E-20 and E-XP1 electric Reactors, and on all hydraulic and air Reactors. Hoses built with thermocouples are not interchangeable with hoses built with RTDs. Part 24N450 can be used to convert existing thermocouple hoses to RTD hoses for use on Reactor 2 and Integrated Reactor.





# Ordering Information

## Heated Hoses

### HOSE SCUFF GUARD KITS

24T243	2.4 m (8 ft) Xtreme-Wrap Scuff Guard Kit
24T244	15.7 m (55 ft) Xtreme-Wrap Scuff Guard Kit
246077	2.1 m (7 ft) braided polyester mesh scuff guard
246805	7.6 m (25 ft) braided polyester mesh scuff guard
246078	15 m (50 ft) braided polyester mesh scuff guard
246456	15 m (50 ft) polyethylene scuff guard

### WHIP HOSES

246050	LP 1/4 in x 6.3 mm x 3 m (10 ft), Xtreme-Wrap Scuff Guard
246055	HP 1/4 in x 6.3 mm x 3 m (10 ft), Xtreme-Wrap Scuff Guard
246056	HP 3/8 in x 9.5 mm x 3 m (10 ft), scuff guard
249586	LP 1/4 in x 6.3 mm x 91 cm (3 ft), scuff guard
258701	XHP 1/4 in x 6.3 mm x 3 m (10 ft), scuff guard

### LOW PRESSURE, 138 BAR

#### (2000 PSI, 13.8 MPA) 1/4 IN (6.3 MM) DIAMETER

246048	LP 1/4 in x 6.3 mm x 7.6 m (25 ft), Thermocouple
249587	LP 1/4 in x 6.3 mm x 7.6 m (25 ft), Ground Wire
246045	LP 1/4 in x 6.3 mm x 15 m (50 ft), Thermocouple
246074	LP 1/4 in x 6.3 mm x 15 m (50 ft), Ground Wire

### LOW PRESSURE, 138 BAR

#### (2000 PSI, 13.8 MPA) 3/8 IN (9.5 MM) DIAMETER

246049	LP 3/8 in x 25 ft (9.5 mm x 7.6 m), Thermocouple
261328	LP 3/8 in x 25 ft (9.5 mm x 7.6 m), Ground Wire
246046	LP 3/8 in x 50 ft (9.5 mm x 15 m), Thermocouple
246075	LP 3/8 in x 50 ft (9.5 mm x 15 m), Ground Wire
256549	LP 3/8 in x 50 ft (9.5 mm x 15 m), Ground Wire with scuff guard
24Y549	LP 3/8 in x 50 ft (9.5 mm x 15 m), Ground Wire with Xtreme-Wrap Scuff Guard
246678	LP 3/8 in x 50 ft (9.5 mm x 15 m), Thermocouple with scuff guard
24Y678	LP 3/8 in x 50 ft (9.5 mm x 15 m), Thermocouple with Xtreme-Wrap Scuff Guard
24T839	LP 3/8 in x 50 ft (9.5 mm x 15 m), RTD
24K240	LP 3/8 in x 50 ft (9.5 mm x 15 m), RTD with scuff guard
24Y240	LP 3/8 in x 50 ft (9.5 mm x 15 m), RTD with Xtreme-Wrap Scuff Guard
24K394	LP 3/8 in x 50 ft (9.5 mm x 15 m), RTD and CAN with scuff guard
24Y394	LP 3/8 in x 50 ft (9.5 mm x 15 m), RTD and CAN with Xtreme-Wrap Scuff Guard

### LOW PRESSURE, 138 BAR

#### (2000 PSI, 13.8 MPA) 1/2 IN (12.7 MM) DIAMETER

246047	LP 1/2 in x 50 ft (12.7 mm x 15m), Thermocouple
246076	LP 1/2 in x 50 ft (12.7 mm x 15m), Ground Wire
24N000	LP 1/2 in x 50 ft (12.7 mm x 15m), RTD with scuff guard
24N001	LP 1/2 in x 50 ft (12.7 mm x 15m), RTD and CAN with scuff guard

### HIGH PRESSURE, 240 BAR

#### (3500 PSI, 24.0 MPA) 3/8 IN (9.5 MM) DIAMETER

246053	HP 3/8 in x 50 ft (9.5 mm x 15 m), Thermocouple
249588	HP 3/8 in x 50 ft (9.5 mm x 15 m), Ground Wire
246679	HP 3/8 in x 50 ft (9.5 mm x 15 m), Thermocouple with scuff guard
24Y679	HP 3/8 in x 50 ft (9.5 mm x 15 m), Thermocouple with Xtreme-Wrap Scuff Guard
24U743	HP 3/8 in x 50 ft (9.5 mm x 15 m), RTD
24K241	HP 3/8 in x 50 ft (9.5 mm x 15 m), RTD with scuff guard
24Y241	HP 3/8 in x 50 ft (9.5 mm x 15 m), RTD with Xtreme-Wrap Scuff Guard
24K395	HP 3/8 in x 50 ft (9.5 mm x 15 m), RTD and CAN with scuff guard
24Y395	HP 3/8 in x 50 ft (9.5 mm x 15 m), RTD and CAN with Xtreme-Wrap Scuff Guard

### HIGH PRESSURE, 240 BAR (3500 PSI, 24.0 MPA)

#### 1/2 IN (12.7 MM) DIAMETER

246054	HP 1/2 in x 50 ft (12.7 mm x 15m), Thermocouple
261335	HP 1/2 in x 50 ft (12.7 mm x 15m), Ground Wire
256548	HP 1/2 in x 50 ft (12.7 mm x 15m), Thermocouple with scuff guard
24N002	HP 1/2 in x 50 ft (12.7 mm x 15m), RTD with scuff guard
24N003	HP 1/2 in x 50 ft (12.7 mm x 15m), RTD and CAN with scuff guard

### EXTRA HIGH PRESSURE, 345 BAR (5000 PSI, 34.5 MPA)

#### 3/8 IN (9.5 MM) DIAMETER

261332	XHP 3/8 in x 25 ft (9.5 mm x 7.6 mm), Ground Wire
262203	XHP 3/8 in x 50 ft (9.5 mm x 15 m), Thermocouple
248908	XHP 3/8 in x 50 ft (9.5 mm x 15 m), Thermocouple with no air line

### HOSE ACCESSORIES

24K207	FTS Kit with Resistance Temperature Detector (RTD)
24N450	50 ft (15 m) Resistance Temperature Detector Cable
261669	FTS Kit with Thermocouple
24J523	50 ft (15 m) Thermocouple Cable

# Graco Spray Guns

## Technical specifications

Contractors throughout the world prefer Graco spray guns for their outstanding durability and reliable performance. Graco offers three gun types for spray foam and polyurea applications: liquid-, air- and mechanical-purge.



	Liquid-Purge	Air-Purge		Mechanical-Purge
MODEL ▶	FUSION™ CS	FUSION™ AP	P2	FUSION™ MP
<b>Materials sprayed</b>	Foam and coatings	Foam and coatings	Foam and coatings	Foam and coatings
<b>Maximum Output</b>	11.3 kg/min (25 lb/min)	22.7 kg/min (50 lb/min)	18 kg/min (40 lb/min)	22.7 kg/min (50 lb/min)
<b>Minimum Output</b>	<0.45 kg/min (< 1 lb/min)	1.4 kg/min (3 lb/min)	1.4 kg/min (3 lb/min)	0.9 kg/min (2 lb/min)
<b>Maximum Fluid Working Pressure</b>	240 bar (3500 psi, 24.0 MPa)	240 bar (3500 psi, 24.0 MPa)	240 bar (3500 psi, 24.0 MPa)	240 bar (3500 psi, 24.0 MPa)
<b>Maximum Working Air Inlet Pressure</b>	9 bar (130 psi, 0.9 MPa)	9 bar (130 psi, 0.9 MPa)	7.6 bar (110 psi, 0.76 Mpa)	9 bar (130 psi, 0.9 MPa)
<b>Maximum Fluid Temperature</b>	94°C (200°F)	94°C (200°F)	93°C (200°F)	94°C (200°F)
<b>Weight (with manifold)</b>	1.2 kg (2.6 lb)	1.1 kg (3.1 lb)	1.2 kg (2.6 lb)	1.3 kg (3.6 lb)
<b>Air inlet size</b>	1/4 npt quick disconnect nipple	1/4 npt quick disconnect nipple	1/4 npt	1/4 npt quick disconnect nipple
<b>A Component (ISO) inlet size</b>	-5 JIC; 1/2-20 UNF swivel	-5 JIC; 1/2-20 UNF swivel	-5 JIC; 1/2-20 UNF swivel	-5 JIC; 1/2-20 UNF swivel
<b>B Component (Resin) inlet size</b>	-6 JIC; 9/16-18 UNF swivel	-6 JIC; 9/16-18 UNF swivel	-6 JIC; 9/16-18 UNF swivel	-6 JIC; 9/16-18 UNF swivel
<b>Wetted Parts</b>	Aluminium, stainless steel, plated carbon steel, carbide, chemically resistant O-rings	Aluminium, stainless steel, plated carbon steel, carbide, chemically resistant O-rings	Aluminium, stainless steel, plated carbon steel, brass, carbide, fluorocarbon O-rings	Aluminium, stainless steel, plated carbon steel, brass, polycarbonyl, chemically resistant O-rings, UHMWPE, ceramic tip
<b>Gun Dimensions</b>	19.1 x 20.6 x 8.4 cm (7.5 x 8.1 x 3.3 in)	19 x 20.6 x 8.4 cm (7.5 x 8.1 x 3.3 in)	17.5 x 22 x 8.9 cm (6.9 x 8.7 x 3.5 in)	19.3 x 20.6 x 7.9 cm (7.6 x 8.1 x 3.1 in)
<b>Instruction Manual</b>	312666	309550	313213	309856
<b>Applications</b>	Residential foam insulation, roofing, other polyurethane foams and polyurea	Residential foam insulation, roofing, concrete, waterproofing and other polyurethane foams and elastomeric coatings	Residential foam insulation, roofing, concrete, waterproofing and other polyurethane foams and elastomeric coatings	Residential foam insulation, roofing, concrete, waterproofing and other polyurethane foams and elastomeric coatings

# Liquid-Purge Gun

Unprecedented features that will change the way you spray

## Fusion™ CS with ClearShot™ Technology – A new class of spray gun

Graco's Fusion CS plural-component spray gun with ClearShot (CS) Technology delivers improved productivity and performance throughout the spray day. The secret of the revolutionary ClearShot Technology is the ClearShot Liquid, which is inserted into the gun's handle. Every time you pull the trigger, ClearShot Liquid is dispensed into the mix chamber and helps remove any built-up chemical, keeping it clean and virtually eliminating drilling of the mix chamber.

### Liquid-Purge Gun

- Reduces purge air by 75%, minimizing material blowback
- Gain flexibility and manoeuvrability to spray in small, tight areas



#### Patented Quick-Change Front End

- Change fluid head in seconds
- Non-stick polymer cover for easy clean-up
  - "Air knife" – reduces material build-up

#### Chromex™-Coated Side Seals and Mix Chamber

- Precision machined hardened stainless steel for longer life
- More resistance to corrosion and wear
  - Save time and money in replacements over the long-term

#### Variable Flow Setting

- Switch from large to small spray patterns in seconds
- Ten different settings

#### Air and Dosing Piston

- For precise ClearShot dispensing

#### Screw-in-Place Side Seals

- Overall maintenance is quicker and simpler
- Fewer O-rings ensure better crossover protection and keep appropriate mix and proportions of material for better end results

#### Manifold

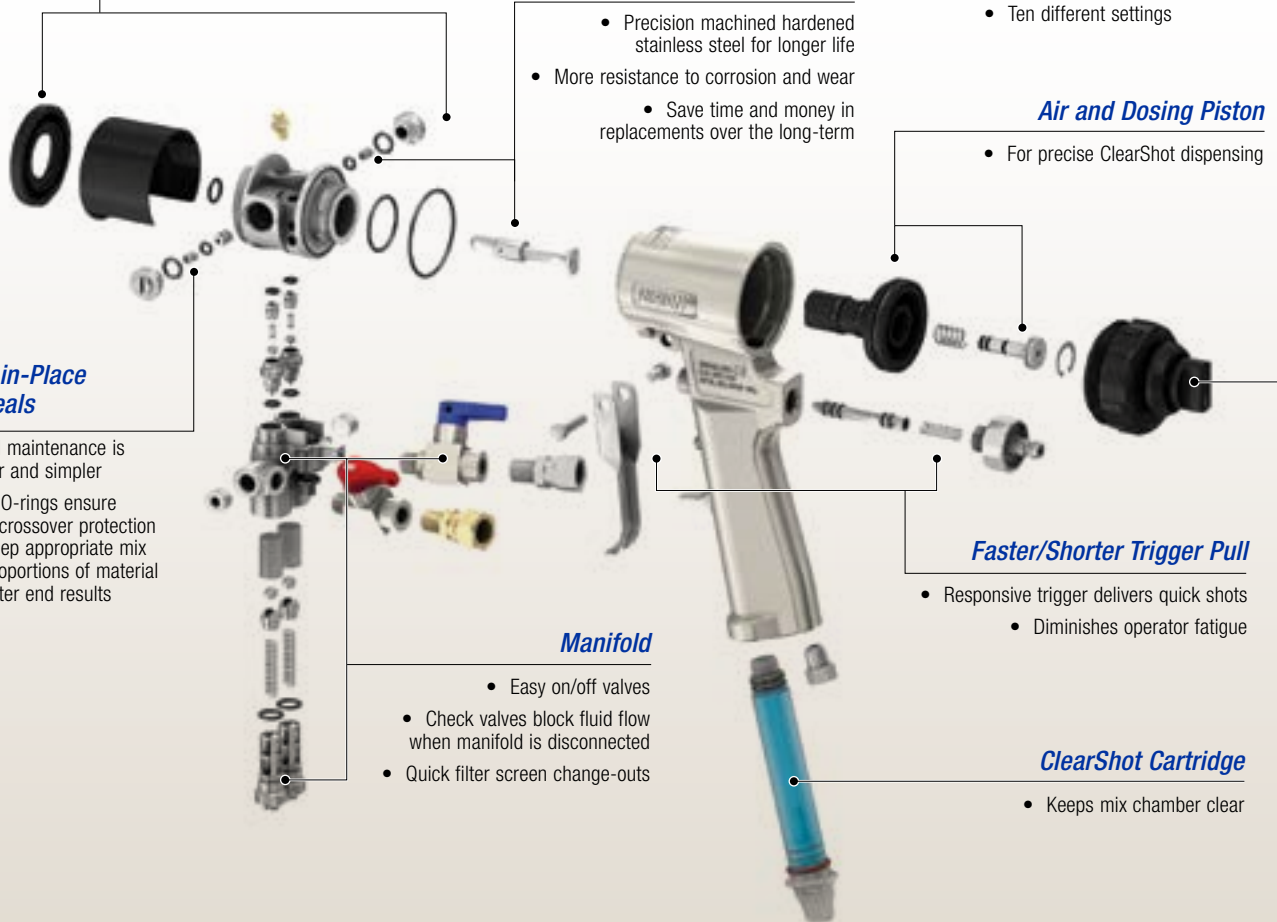
- Easy on/off valves
- Check valves block fluid flow when manifold is disconnected
- Quick filter screen change-outs

#### Faster/Shorter Trigger Pull

- Responsive trigger delivers quick shots
  - Diminishes operator fatigue

#### ClearShot Cartridge

- Keeps mix chamber clear





# Ordering Information

## Fusion CS Gun

### FUSION CS GUN, ROUND

CS20RD	RD2020 (00) round mix chamber (.020 orifice size)
CS00RD	RD0000 (00) round mix chamber (.029 orifice size)
CS01RD	RD0101 (01) round mix chamber (.042 orifice size)
CS02RD	RD0202 (02) round mix chamber (.052 orifice size)
CS03RD	RD0303 (03) round mix chamber (.060 orifice size)

### FUSION CS GUN, WIDE ROUND

CS22WD	WD2222 wide mix chamber (.022 orifice size)
CS00WD	WD0000 wide mix chamber (.028 orifice size)
CS01WD	WD0101 wide mix chamber (.039 orifice size)
CS02WD	WD0202 wide mix chamber (.046 orifice size)
CS03WD	WD0303 wide mix chamber (.057 orifice size)

### FUSION CS GUN, FLAT

CS20F1	FL2020 mix chamber with FT0424 flat tip (.020 orifice size)
CS20F2	FL2020 mix chamber with FT0438 flat tip (.020 orifice size)
CS00F1	FL0000 mix chamber with FT0424 flat tip (.029 orifice size)
CS00F2	FL0000 mix chamber with FT0438 flat tip (.029 orifice size)
CS00F3	FL0000 mix chamber with FT0624 flat tip (.029 orifice size)
CS00F4	FL0000 mix chamber with FT0638 flat tip (.029 orifice size)
CS00F5	FL0000 mix chamber with FT0838 flat tip (.029 orifice size)
CS00F6	FL0000 mix chamber with FT0848 flat tip (.029 orifice size)
CS01F1	FL0101 mix chamber with FT0424 flat tip (.042 orifice size)
CS01F2	FL0101 mix chamber with FT0438 flat tip (.042 orifice size)
CS01F3	FL0101 mix chamber with FT0624 flat tip (.042 orifice size)
CS01F4	FL0101 mix chamber with FT0638 flat tip (.042 orifice size)
CS01F5	FL0101 mix chamber with FT0838 flat tip (.042 orifice size)
CS01F6	FL0101 mix chamber with FT0848 flat tip (.042 orifice size)
CS02F1	FL0202 mix chamber with FT0424 flat tip (.052 orifice size)
CS02F2	FL0202 mix chamber with FT0438 flat tip (.052 orifice size)
CS02F3	FL0202 mix chamber with FT0624 flat tip (.052 orifice size)
CS02F4	FL0202 mix chamber with FT0638 flat tip (.052 orifice size)
CS02F5	FL0202 mix chamber with FT0838 flat tip (.052 orifice size)
CS02F6	FL0202 mix chamber with FT0848 flat tip (.052 orifice size)

### FUSION CS PARTS

256385	ClearShot Liquid Cartridges - pack of 25
256386	ClearShot Liquid Cartridges - pack of 50
256387	ClearShot Liquid Cartridges - pack of 100
117773	Fusion grease (248280 - pack of 10), fluid passage
118665	Fusion lube (248279 - pack of 10), gun parts
246357	Gun filter, 40 mesh - pack of 10
246358	Gun filter, 60 mesh - pack of 10
246359	Gun filter, 80 mesh - pack of 10
248132	Fluid housing O-ring, large - pack of 6
248648	Fluid housing O-ring, mix chamber - pack of 6
256414	Cover retainer kit - pack of 5
256415	Front cover, round kit - pack of 5
256416	Front cover, tip kit - pack of 5
256454	Air piston kit
256455	Spool valve kit
256456	Variable flow kit
256457	Front end replacement kit
256459	A Side valve kit
256460	B Side valve kit
256461	Fluid head checks kit
256462	Hose manifold checks kit
256463	Side seal housings kit
256464	Side seals kit
256466	Hose manifold kit
256465	Polycarbally seals kit, pack of 2
256469	Hose manifold check O-rings kit
256470	Air piston O-ring kit
256471	Fluid head O-ring kit

256472	Back cap O-ring kit
256467	Side seal O-rings - pack of 6
256468	Side seal housing O-rings - pack of 6
256489	Polycarbally seals kit, pack of 20
256490	Complete O-rings repair kit
256510	Fusion CS solvent flush kit
256526	Fusion CS gun clean out drill kit
256566	Fusion CS recirc manifold kit
256567	Tip retainer kit
256569	Fusion CS TP100 tip kit
256570	Fusion CS stud wall tip kit
256640	O-ring, fluid head checks kit - pack of 6
256641	Fusion CS flush manifold kit
258996	CS Adapter Block, used with AP hose manifold
256642	Inlet cover kit
256650	TP100 seals - pack of 5
256651	Stud wall tip seals - pack of 5
256771	Check valve O-ring, radial - pack of 6
256772	Air piston O-ring, small - pack of 6
256773	Fluid housing O-ring, small - pack of 6
256774	Variable flow O-ring - pack of 6
256775	Air piston O-ring, large - pack of 6
256923	Side seal springs - pack of 10
256977	Studwall retainer kit / TP 100
256978	Studwall housing kit / TP 100
257142	Polycarbally side seal housing kit
257419	Check valve spring - pack of 10
257420	Check ball - pack of 10
257421	Check valve retainer - pack of 10
257422	Check valve kit, Fusion CS (ISO)
257423	Check valve kit, Fusion CS (resin)
257424	Dosing piston with O-rings
257426	Variable flow O-ring kit - pack of 6
257427	Check valve housing (ISO) - pack of 10
257428	Check valve housing (resin) - pack of 10

### FUSION CS MIX CHAMBER KITS (INCLUDES CLEAN-OUT TOOLS)

FL2020	Fusion CS 2020 flat mix chamber kit
FL0000	Fusion CS 2929 flat mix chamber kit
FL0101	Fusion CS 4242 flat mix chamber kit
FL0202	Fusion CS 5252 flat mix chamber kit
RD2020	Fusion CS 2020 round mix chamber kit
RD0000	Fusion CS 2929 round mix chamber kit
RD0101	Fusion CS 4242 round mix chamber kit
RD0202	Fusion CS 5252 round mix chamber kit
RD0303	Fusion CS 6060 round mix chamber kit
WD2222	Fusion CS 2222 wide mix chamber kit
WD0000	Fusion CS 2828 wide mix chamber kit
WD0101	Fusion CS 3939 wide mix chamber kit
WD0202	Fusion CS 4646 wide mix chamber kit
WD0303	Fusion CS 5757 wide mix chamber kit

### FUSION CS REPLACEMENT PARTS KIT

24X573	Fusion CS Parts Kit, complete with refillable case
--------	--

# Air-Purge Guns

Plural-component spraying made easy

## Fusion™ Air-Purge (AP) Gun – Easy to use, easy to maintain

With convenient features and a smooth, ergonomic handle, the Fusion AP will give you days of spraying without fatigue.

- Air-blast tip cleaning reduces build-up and tip clogging
- Hardened stainless steel mix chambers are built to last
- Longer life side seals reduce maintenance and let you spray a wider range of materials – stainless steel or PolyCarballoy options
- Advanced mix module and tip design improves mixing
- Solvent-resistant components and O-rings let you soak the whole gun without swelling or damage
- Daily maintenance in a matter of seconds with the quick-shot grease port
- Easy-to-use design makes maintenance quick and easy



### Hand-Tightened Front Cap

- Clean and maintain seals and mix chamber without tools

### Durable Side Seals

- Rugged stainless steel or PolyCarballoy construction for longer life

### Cyclone-Mix™ Chamber

- Precision-machined, hardened stainless steel construction for longer life

### Air Piston

- Powerful on/off actuation

### Safety Stop

- Manual on/off

### Quick-Release Fluid Housing

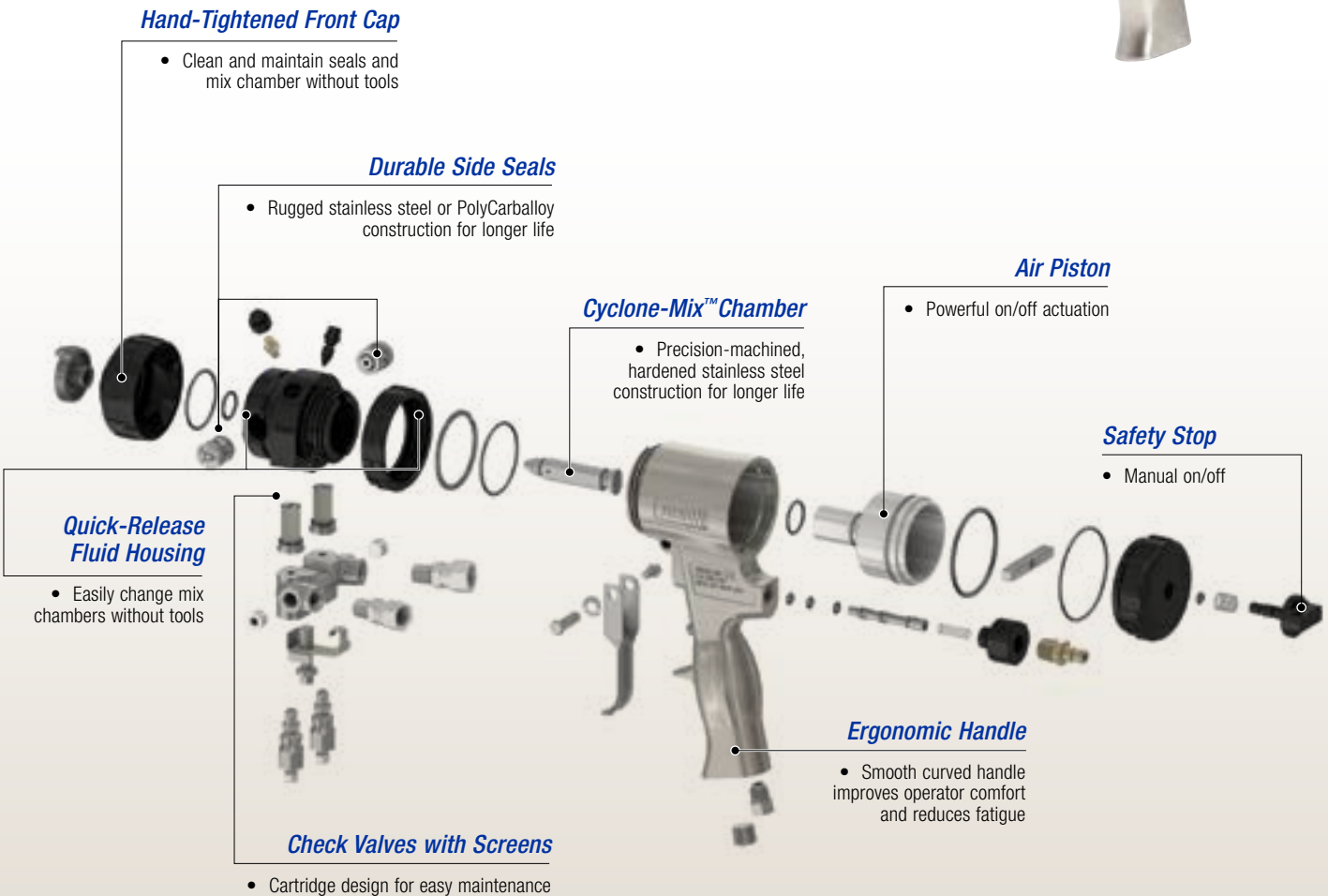
- Easily change mix chambers without tools

### Check Valves with Screens

- Cartridge design for easy maintenance

### Ergonomic Handle

- Smooth curved handle improves operator comfort and reduces fatigue



# Ordering Information

## Fusion AP Gun

### FUSION AIR-PURGE GUNS, ROUND

246099	AR2020 (000) mix chamber (0.020 orifice size)
246100	AR2929 (00) mix chamber (0.029 orifice size)
246101	AR4242 (01) mix chamber (0.042 orifice size)
246102	AR5252 (02) mix chamber (0.052 orifice size)
246103	AR6060 (03) mix chamber (0.060 orifice size)
246104	AR7070 (04) mix chamber (0.070 orifice size)
246105	AR8686 (05) mix chamber (0.086 orifice size)
248617	AR3737 mix chamber, sized between AR2929 and AR4242
24D581	AW2828 (00) wide round pattern
249529	AW3939 (01) wide round pattern
249530	AW4646 (02) wide round pattern
248408	Adhesive/spatter gun for fleeceback roofing systems AR7070
249525	Stud wall gun w/AF4242 and FTM979
249526	Stud wall gun w/AF5252 and FTM979

### FUSION AIR-PURGE MIX CHAMBERS, ROUND (INCLUDES CLEAN-OUT TOOLS)

AR2020	(000) mix chamber (0.020 orifice size)
AR2929	(00) mix chamber (0.029 orifice size)
AR3737	Mix chamber with (0.037 orifice size)
AR4242	(01) mix chamber (0.042 orifice size)
AR5252	(02) mix chamber (0.052 orifice size)
AR6060	(03) mix chamber (0.060 orifice size)
AR7070	(04) mix chamber (0.070 orifice size)
AR8686	(05) mix chamber (0.086 orifice size)

### FUSION AIR-PURGE MIX CHAMBERS, WIDE ROUND (INCLUDES CLEAN-OUT TOOLS)

AW2222	50% wider pattern, compares to AR2020
AW2828	50% wider pattern, compares to AR2929
AW3333	50% wider pattern, compares to AR3737
AW3939	50% wider pattern, compares to AR4242
AW4646	50% wider pattern, compares to AR5252
AW5757	50% wider pattern, compares to AR6060
AW6464	50% wider pattern, compares to AR7070
AW8282	50% wider pattern, compares to AR8686

### FUSION AIR-PURGE GUN, FLAT

247101	AF2020 mix chamber with FT0424 flat tip
247102	AF2020 mix chamber with FT0438 flat tip
247103	AF2020 mix chamber with FT0624 flat tip
247104	AF2020 mix chamber with FT0638 flat tip
247107	AF2020 mix chamber with FT0838 flat tip
247108	AF2020 mix chamber with FT0848 flat tip
247111	AF2929 mix chamber with FT0424 flat tip
247112	AF2929 mix chamber with FT0438 flat tip
247113	AF2929 mix chamber with FT0624 flat tip
247114	AF2929 mix chamber with FT0638 flat tip
247117	AF2929 mix chamber with FT0838 flat tip
247118	AF2929 mix chamber with FT0848 flat tip
247121	AF4242 mix chamber with FT0424 flat tip
247122	AF4242 mix chamber with FT0438 flat tip
247123	AF4242 mix chamber with FT0624 flat tip
247124	AF4242 mix chamber with FT0638 flat tip
247127	AF4242 mix chamber with FT0838 flat tip
247128	AF4242 mix chamber with FT0848 flat tip
247131	AF5252 mix chamber with FT0424 flat tip
247132	AF5252 mix chamber with FT0438 flat tip
247133	AF5252 mix chamber with FT0624 flat tip
247134	AF5252 mix chamber with FT0638 flat tip

### FUSION AIR-PURGE GUN, FLAT - CONTINUED

247137	AF5252 mix chamber with FT0838 flat tip
247138	AF5252 mix chamber with FT0848 flat tip

### FUSION AIR-PURGE MIX CHAMBERS, FLAT (INCLUDES CLEAN-OUT TOOL AND O-RING)

AF2020	(000) mix chamber	AF2033	Off-ratio mix chamber
AF2929	(00) mix chamber	AF2942	Off-ratio mix chamber
AF4242	(01) mix chamber		
AF5252	(02) mix chamber		

### FUSION AIR-PURGE TIPS, FLAT

FT0424	Low fluid flow, 8 to 10 in tip pattern
FT0438	Medium fluid flow, 8 to 10 in pattern
FT0624	Low fluid flow, 12 to 14 in tip pattern
FT0638	Medium fluid flow, 12 to 14 in tip pattern
FT0838	Medium fluid flow, 16 to 18 in pattern
FT0848	High fluid flow, 16 to 18 in pattern

### FUSION AIR-PURGE WITH POLYCARBALLOY OPTIONS

255201	AP Fusion w/ PolyCarballoy side seal - AR4242(01) mix chamber
255202	AP Fusion w/ PolyCarballoy side seal - AR5252(02) mix chamber
249990	PolyCarballoy side seals, pack of 2
277298	PolyCarballoy side seals, pack of 50

### FUSION SPECIALTY GUNS

248408	Fusion AP spatter/adhesive manual gun (AR7070)
248597	Manual Fusion solvent-purge gun

### AUTOMATIC FUSION

*(All Auto Fusion kits require 4-way solenoid valves)*

115807	4-way solenoid valve, 24 volt DC
248376	Automatic Fusion AP, round, AR2929 (00)
248377	Automatic Fusion AP, round, AR4242 (01)
248378	Automatic Fusion AP, round, AR5252 (02)
248379	Automatic Fusion AP, round, AR6060 (03)
248380	Automatic Fusion AP, flat, AF2020, FT0424 (flat tip)
248381	Automatic Fusion AP, flat, AF2929, FT0438 (flat tip)
248382	Automatic Fusion MP, round, direct impingement, XR2929, RTM040 (ceramic tip)
248383	Automatic Fusion MP, round, direct impingement, XR3535, RTM040 (ceramic tip)
248384	Automatic Fusion MP, flat, direct impingement, XF1313, FTM317 (ceramic tip)
248385	Automatic Fusion MP, flat, direct impingement, XF1818, FTM424 (ceramic tip)
248386	Automatic Fusion MP, round, MR3535, RTM040 (ceramic tip)
248387	Automatic Fusion MP, round, MR5757, RTM070 (ceramic tip)
248647	Auto Fusion - Solvent-Purge



# Ordering Information

## Fusion AP Gun

### FUSION AP GUN PARTS AND ACCESSORIES

15B772	1/8 in (3.18 mm) air hose, 18 in (.46 m) long, use to attach gun to whip hose
15D234	Flat tip cleanout tool
15B210	Air cap, round pattern, for Fusion Air-Purge Gun
15B801	Air cap, flat pattern, for Fusion Air-Purge Gun
15B565	Ball valve
15B817	Gun flush manifold block
15D546	Fusion gun cleaning kit
117509	1/4 npt male quick disconnect, air
117510	1/4 npt female quick disconnect, air
117661	Pin vise, double-ended pin vise, with reversible chucks

### FUSION AP GUN PARTS AND ACCESSORIES - CONTINUED

117773	Fusion grease, 3 oz cartridge (248280 – pack of 10)
117792	Fusion grease gun
118665	Fusion lube, 4 oz tube (248279 – pack of 10)
119386	Drill bit kit, 20 piece, #61 - #81
244914	Air-Purge gun cover kit, pack of 10
246012	Fluid manifold assembly
246347	Side seal O-ring kit, includes (6) O-rings for both cartridges
246348	Side seal kit, includes (2) side seals with O-rings
246349	A (ISO) cartridge assembly, A-side, SST, seal and O-rings
246350	B (Poly) cartridge assembly, B-side, SST, seal and O-rings
246351	Check valve seal repair kit
246352	Check valve assembly, B (Poly)
246354	O-ring, clean off air, pack of 6
246355	Gun seal repair kit, includes all necessary O-rings for the entire gun assembly
246356	Fluid manifold valve repair kit
246357	Gun filter, 40 mesh, pack of 10
246358	Gun filter, 60 mesh, pack of 10
246359	Gun filter, 80 mesh, pack of 10
246360	Flat tip sealing O-ring kit, pack of 3
246361	Quick change front half spray head kit, includes entire spray head assembly less mix chamber. Order mix chamber separately.
246731	Check valve assembly, A (ISO)
246944	Manifold conversion kit; converts Fusion manifold to fit a GX-7 gun. Fusion manifold 246012 not included.
246945	Manifold conversion kit; converts GX-7 manifold to fit a Fusion gun
248129	Check valve O-ring, radial, pack of 6
248130	Side seal housing O-ring kit, pack of 6
248132	O-ring, fluid housing, pack of 6
248133	Check valve O-ring, face, pack of 6
248139	Solvent flush kit, .95 l (1 qt) pressurized container for solvent flushing gun before service
248229	20 liter (5 gal) Fusion Gun flush system
248279	Fusion lube for lubricating threads, O-rings, components, pack of 10
248280	Fusion grease, pack of 10
248414	Adhesive/spatter kit, converts Fusion Air-Purge to adhesive/spatter gun
248415	Tip for adhesive/spatter gun
248528	Fusion Air-Purge pour adapter kit

### FUSION AIR-PURGE EXTENSION TIP KITS

248010	Extension tip kit for AR2020/AF2929 mix chamber
248011	Extension tip kit for AR2929/AF2929 mix chamber
248012	Extension tip kit for AR4242/AF4242 mix chamber
248013	Extension tip kit for AR5252/AF5252 mix chamber
248014	Extension tip kit for AR2020/AF2929 mix chamber
248015	Extension tip kit for AR2929/AF2929 mix chamber
248016	Extension tip kit for AR4242/AF4242 mix chamber
248017	Extension tip kit for AR5252/AF5252 mix chamber
248020	Extension tip air cap kit
248018	Flat extension tip seal kit
248019	Round extension tip seal kit
249421	Fusion stud wall kit
24C358	Fusion TP 100 tip kit

### FUSION AIR-PURGE REPLACEMENT PARTS KIT

24W849	Fusion AP Parts Kit, complete with refillable case
--------	--

# Air Purge Guns

Plural-component spraying made easy

## Probler (P2) Gun – Compact and Ergonomic

Recognized by the industry for its superior performance, the P2 gun's light, comfortable design lets you spray and manoeuvre easily – even in difficult spraying positions. At the end of the day, maintenance is easy. No cleaning small air passages with tiny drill bits. The P2 has check valves that prevent the liquid portion from infiltrating the dry side of the gun.



### Grease Fitting

- For quick daily maintenance

### Two-Piece Mix Chamber

- Easily replace the mix chamber insert instead of the entire chamber
- Designed to reduce downtime

### Safety Stop

- Manual on/off

### Ergonomic Handle and Balanced Design

- Comfortable, compact and lightweight

### Powerful Dual Air Piston

- Responsive trigger action – double piston design provides more than 136 kg (300 pounds) of triggering force
- Provides strong actuation force
- Increases mix chamber on/off force

### Redesigned Side Blocks

- Quick filter screen change-outs without taking off side blocks
- Easier maintenance

## P2 Elite Gun

- Side blocks offer alternate hose routing configurations
- Allows access to ISO and resin filters without removing side blocks
- Allows for use of additional accessories

# Ordering Information

## Probler P2 Guns

### P2 GUNS

GCP2R0	Probler 2 Gun Assembly
GCP2R1	Probler 2 Gun Assembly
GCP2R2	Probler 2 Gun Assembly
GCP2R3	Probler 2 Gun Assembly
GCP2R4	Probler 2 Gun Assembly
GCP2R5	Probler 2 Gun Assembly
GCP2RA	Probler 2 Gun Assembly

### P2 ELITE GUNS

GCP3R0	Probler P2 Elite Gun Assembly
GCP3R1	Probler P2 Elite Gun Assembly
GCP3R2	Probler P2 Elite Gun Assembly
GCP3R3	Probler P2 Elite Gun Assembly
GCP3R4	Probler P2 Elite Gun Assembly
GCP3R5	Probler P2 Elite Gun Assembly
GCP3RA	Probler P2 Elite Gun Assembly

### P2 AUTO GUNS

GCP4R0	Probler 2 Automatic Gun
GCP4R1	Probler 2 Automatic Gun
GCP4R2	Probler 2 Automatic Gun
GCP4R3	Probler 2 Automatic Gun
GCP4R4	Probler 2 Automatic Gun
GCP4R5	Probler 2 Automatic Gun
GCP4RA	Probler 2 Automatic Gun

### PROBLER P2 GUN PARTS AND ACCESSORIES

GC1703	P2 recirculation kit
GC1892	P2 Elite conversion kit
GC1937	P2 standard repair kit
GC1938	P2 flat spray kit
GC1946	Side seal kit
GC1947	P2 00-03 gun hardware kit
GC1948	P2 AA gun hardware kit
GC1949	P2 04-05 gun hardware kit

### PROBLER P2 GUN PARTS AND ACCESSORIES - CONTINUED

GC1950	Premium repair kit
GC1952	P2 0.059 jet nozzle
GC1953	P2 0.07 jet nozzle
GC1954	P2 pour cap
GC1955	P2 LP/HP static mixer adapter
GC1956	P2 static mixer assembly (non-nucleated)
GC1957	P2 16-in stud wall spray tip
GC1958	P2 24-in stud wall spray tip
GC1959	P2 delay plug
GC2494	P2 seal kit
GC2495	P2 seal housing kit
GC2496	P2 40 mesh filter kit
GC2497	P2 100 mesh filter kit
GC2498	P2 side seal kit
GC2499	P2 handle kit
GC2500	P2 round 00 mix chamber kit
GC2501	P2 round 01 mix chamber kit
GC2502	P2 round 02 mix chamber kit
GC2503	P2 round 03 mix chamber kit
GC2504	P2 round 04 mix chamber kit
GC2505	P2 round 05 mix chamber kit
GC250A	P2 round AA mix chamber kit
GC2510	Mix chamber 00 insert kit
GC2511	Mix chamber 01 insert kit
GC2512	Mix chamber 02 insert kit
GC2513	Mix chamber 03 insert kit
GC2514	Mix chamber 04 insert kit
GC2515	Mix chamber 05 insert kit
GC251A	Mix chamber AA insert kit
257988	P2 Elite chopper attachment, B-410
257989	P2 Elite chopper attachment, B-510

### PROBLER P2 REPLACEMENT PARTS KIT

24X574	Probler P2 Parts Kit, complete with refillable case
--------	---

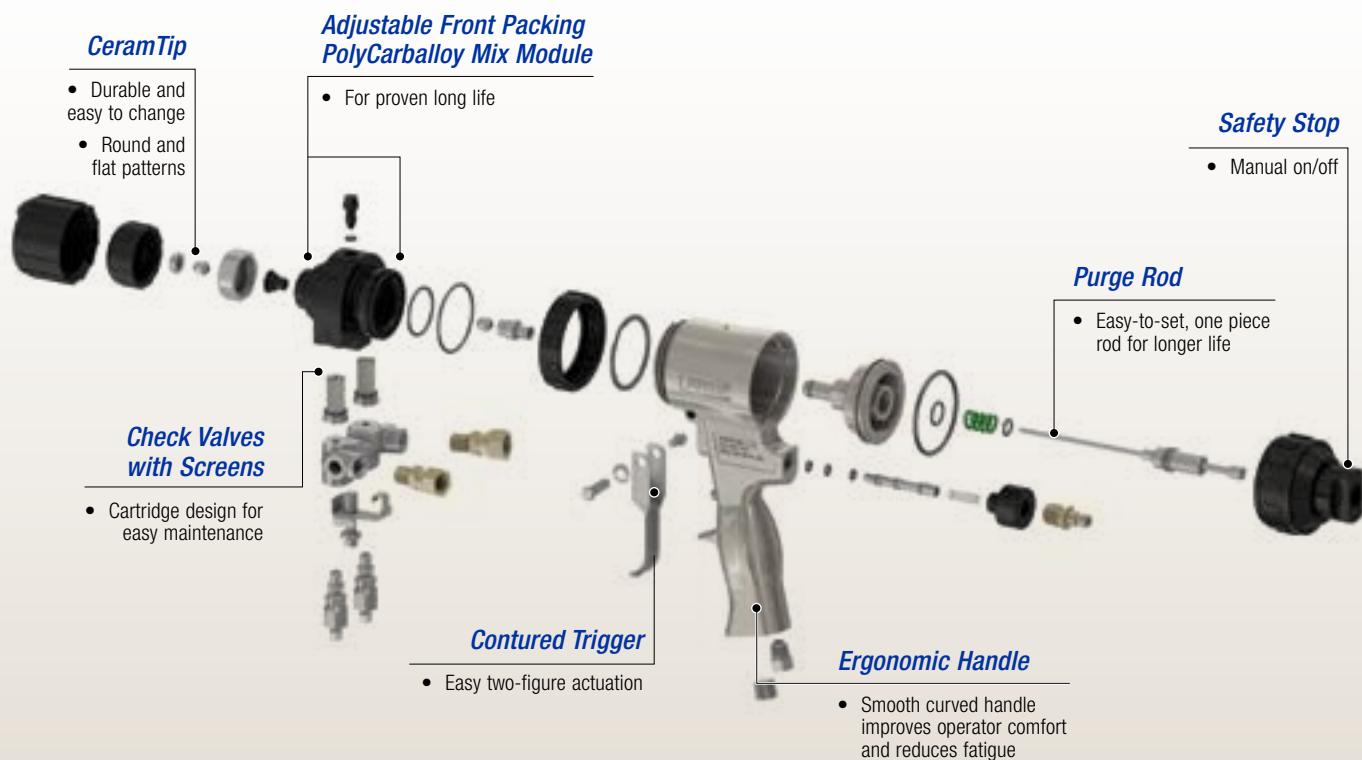


# Mechanical-Purge Guns

Optimal material mix

## Fusion Mechanical Purge (MP) Gun – Designed for superior mixing

- Handles from very low output, thin mil applications to large, high flow, high-output applications just by changing the mix module and tip
- Easy mechanical cleaning – mix modules and tips are cleaned with a drill bit
- Smoother finish and better atomization
- Offers more advanced features than all other mechanical-purge guns combined
- Long-lasting mix modules provide excellent mixing
- Advanced mix module and tip design provides excellent mix and material properties, and significantly reduces repair and maintenance costs



# Ordering Information

## Fusion MP Gun

### FUSION MECHANICAL-PURGE GUNS, DI, FLAT

247050	Fusion MP direct impingement, flat pattern XF1313, FTM317
247051	Fusion MP direct impingement, flat pattern XF1313, FTM424
247057	Fusion MP direct impingement, flat pattern XF1818, FTM317
247058	Fusion MP direct impingement, flat pattern XF1818, FTM424
247061	Fusion MP direct impingement, flat pattern XF2323, FTM424
247062	Fusion MP direct impingement, flat pattern XF2323, FTM438
247063	Fusion MP direct impingement, flat pattern XF2323, FTM624
247065	Fusion MP direct impingement, flat pattern XF2929, FTM424
247066	Fusion MP direct impingement, flat pattern XF2929, FTM438
247067	Fusion MP direct impingement, flat pattern XF2929, FTM624
247073	Fusion MP direct impingement, flat pattern XF3535, FTM438
247074	Fusion MP direct impingement, flat pattern XF3535, FTM624
247075	Fusion MP direct impingement, flat pattern XF3535, FTM638
247081	Fusion MP direct impingement, flat pattern XF4747, FTM624
247082	Fusion MP direct impingement, flat pattern XF4747, FTM638
247083	Fusion MP direct impingement, flat pattern XF4747, FTM838
247089	Fusion MP direct impingement, flat pattern XF5757, FTM638
247090	Fusion MP direct impingement, flat pattern XF5757, FTM838
247091	Fusion MP direct impingement, flat pattern XF5757, FTM848
247163	Fusion MP direct impingement, flat pattern XF2332, FTM438

### FUSION MECHANICAL-PURGE GUNS, STANDARD, FLAT

247257	Fusion MP standard, flat pattern MF1818, FTM317
247258	Fusion MP standard, flat pattern MF1818, FTM424
247265	Fusion MP standard, flat pattern MF2929, FTM424
247266	Fusion MP standard, flat pattern MF2929, FTM438
247267	Fusion MP standard, flat pattern MF2929, FTM624
247273	Fusion MP standard, flat pattern MF3535, FTM438
247274	Fusion MP standard, flat pattern MF3535, FTM624
247275	Fusion MP standard, flat pattern MF3535, FTM638
247281	Fusion MP standard, flat pattern MF4747, FTM624
247282	Fusion MP standard, flat pattern MF4747, FTM638
247283	Fusion MP standard, flat pattern MF4747, FTM838
247289	Fusion MP standard, flat pattern MF5757, FTM638
247290	Fusion MP standard, flat pattern MF5757, FTM838
247291	Fusion MP standard, flat pattern MF5757, FTM848

### FUSION MECHANICAL-PURGE GUNS, DI, ROUND

247003	Fusion MP direct impingement, round pattern XR2323, RTM040
247006	Fusion MP direct impingement, round pattern XR2929, RTM030
247007	Fusion MP direct impingement, round pattern XR2929, RTM040
247011	Fusion MP direct impingement, round pattern XR3535, RTM030
247012	Fusion MP direct impingement, round pattern XR3535, RTM040
247013	Fusion MP direct impingement, round pattern XR3535, RTM055
247018	Fusion MP direct impingement, round pattern XR4747, RTM040
247019	Fusion MP direct impingement, round pattern XR4747, RTM055
247025	Fusion MP direct impingement, round pattern XR5757, RTM055
247026	Fusion MP direct impingement, round pattern XR5757, RTM070

### FUSION MECHANICAL-PURGE GUNS, STANDARD, ROUND

247211	Fusion MP standard, round pattern MR3535, RTM030
247212	Fusion MP standard, round pattern MR3535, RTM040
247213	Fusion MP standard, round pattern MR3535, RTM055
247218	Fusion MP standard, round pattern MR4747, RTM040
247219	Fusion MP standard, round pattern MR4747, RTM055
247225	Fusion MP standard, round pattern MR5757, RTM055
247226	Fusion MP standard, round pattern MR5757, RTM070
247231	Fusion MP standard, round pattern MR6666, RTM070
247232	Fusion MP standard, round pattern MR6666, RTM080
247233	Fusion MP standard, round pattern MR6666, RTM090
247239	Fusion MP standard, round pattern MR8282, RTM090
247240	Fusion MP standard, round pattern MR8282, RTM100
247245	Fusion MP standard, round pattern MR9494, RTM100
247246	Fusion MP standard, round pattern MR9494, RTM110

### FUSION MECHANICAL-PURGE MIX MODULES

MF1818	Standard mix module, flat
MF2929	Standard mix module, flat
MF3535	Standard mix module, flat
MF4747	Standard mix module, flat

MF5757	Standard mix module, flat
MR3535	Standard mix module, round
MR4747	Standard mix module, round
MR5757	Standard mix module, round
MR6666	Standard mix module, round
MR8282	Standard mix module, round
MR9494	Standard mix module, round
XF1313	Direct impingement mix module, flat
XF1818	Direct impingement mix module, flat
XF1824	Direct impingement mix module, flat
XF2323	Direct impingement mix module, flat
XF2332	Direct impingement mix module, flat
XF2929	Direct impingement mix module, flat
XF3535	Direct impingement mix module, flat
XF4747	Direct impingement mix module, flat
XF5757	Direct impingement mix module, flat
XR2323	Direct impingement mix module, flat
XR2929	Direct impingement mix module, round
XR3535	Direct impingement mix module, round
XR4747	Direct impingement mix module, round
XR5757	Direct impingement mix module, round

### FUSION MECHANICAL-PURGE ROUND TIPS

RTM024	Kit, round tip, mechanical-purge
RTM030	Kit, round tip, mechanical-purge
RTM040	Kit, round tip, mechanical-purge
RTM055	Kit, round tip, mechanical-purge
RTM070	Kit, round tip, mechanical-purge
RTM080	Kit, round tip, mechanical-purge
RTM090	Kit, round tip, mechanical-purge
RTM100	Kit, round tip, mechanical-purge
RTM110	Kit, round tip, mechanical-purge

### FUSION MECHANICAL-PURGE FLAT TIPS

FTM317	Kit, flat tip, mechanical-purge, 152 mm (6 in) pattern, very low flow
FTM424	Kit, flat tip, mechanical-purge, 203 mm (8 in) pattern, low flow
FTM438	Kit, flat tip, mechanical-purge, 203 mm (8 in) pattern, medium flow
FTM624	Kit, flat tip, mechanical-purge, 305 mm (12 in) pattern, low flow
FTM638	Kit, flat tip, mechanical-purge, 305 mm (12 in) pattern, medium flow
FTM838	Kit, flat tip, mechanical-purge, 406 mm (16 in) pattern, medium flow
FTM848	Kit, flat tip, mechanical-purge, 406 mm (16 in) pattern, high flow

### FUSION MECHANICAL-PURGE PARTS AND ACCESSORIES

244915	Mechanical-Purge gun cover kit, pack of 10
248603	Kit converts Fusion MP gun to Solvent-Purge
248642	Static mixer assembly for Solvent-Purge Gun, 76 mm (3 in)
248682	Fusion Mechanical pour adapter kit
15D546	Fusion gun cleaning kit
119386	Drill bit kit, 20-piece, #61-#81
248000	Kit, complete O-ring, Fusion MP
248001	Kit, purge rod
248003	Kit, front/rear packing, pack of 4

### FUSION MECHANICAL-PURGE REPLACEMENT PARTS KIT

24X572	Fusion MP Parts Kit, complete with refillable case
--------	--

# Gun Accessories

Choosing the correct mix chambers, modules and tips

## Choosing the right tips and mix chambers

1. Choose a Round or Flat pattern for your tip or mix chamber (typically round for foam and flat for coatings)
2. Specify "A" and "B" size for your orifice or chamber
3. Specify the desired tip size for your application

### LEGEND

#### Fusion CS:

- RD = Round Mix Chamber
- WD = Wide Mix Chamber
- FL = Flat Mix Chamber
- FT = Flat Tip

#### Fusion AP:

- AR = Air (purge) Round Mix Chamber
- AF = Air (purge) Flat Mix Chamber
- AW = Air Wide Round Mix Chamber
- FT = Flat Tip (air-purge)

#### Fusion MP:

- MR = Mechanical (purge) Round
- XR = Direct Impinge Round
- RTM = Round Tip Mechanical (purge)
- MF = Mechanical (Purge) Flat
- XF = Direct Impinge Flat
- FTM = Flat Tip Mechanical (purge)

## CHAMBER/ORIFICE CONVERSION

Use this conversion chart to convert the Chamber size to the Orifice size.

Chamber Size	Orifice Size
000	.020
00	.029
01	.042
02	.052
03	.060
04	.070
05	.086

Gun	Mix Chamber/Tip	Pattern at 61 cm (24 in) from target	Polyurea in liter/min (gpm) @ 138 bar (2000 psi)	Foam in kg/min (lb/min) @ 1000 psi
<b>Fusion CS Round</b>		x in (x mm)	x liter/min (x gpm)	x kg/min (x lb/min)
CS20RD	RD2020	127 mm (5 in)	1,9 (0,5)	1,5 (3)
CS00RD	RD0000	203 mm (8 in)	4,1 (1,1)	3,1 (7)
CS01RD	RD0101	279 mm (11 in)	6,1 (1,6)	4,1 (9)
CS02RD	RD0202	305 mm (12 in)	9,1 (2,4)	6,4 (14)
CS03RD	RD0303	356 mm (14 in)	NA	14,1 (9)
<b>Fusion CS Wide Round</b>				
CS22WD	WD2222	203 mm (8 in)	1,9 (0,5)	2,1 (4,5)
CS00WD	WD0000	381 mm (15 in)	4,1 (1,1)	3,1 (7)
CS01WD	WD0101	406 mm (16 in)	6,1 (1,6)	4,1 (9)
CS02WD	WD0202	457 mm (18 in)	9,1 (2,4)	6,4 (14)
CS03WD	WD0303	457 mm (18 in)	NA	14,1 (9)
<b>Fusion CS Flat</b>				
CS20F1	FL2020 w/FT0424	254 mm (10 in)	1,9 (0,5)	1,5 (3)
CS20F2	FL2020 w/FT0438	254 mm (10 in)	2,2 (0,6)	1,5 (3)
CS00F1	FL0000 w/FT0424	254 mm (10 in)	3,7 (1,0)	2,7 (6)
CS00F2	FL0000 w/FT0438	254 mm (10 in)	4,5 (1,2)	3,1 (7)
CS00F3	FL0000 w/FT0624	356 mm (14 in)	3,7 (1,0)	2,7 (6)
CS00F4	FL0000 w/FT0638	356 mm (14 in)	4,5 (1,2)	3,1 (7)
CS00F5	FL0000 w/FT0838	457 mm (18 in)	4,5 (1,2)	3,1 (7)
CS00F6	FL0000 w/FT0848	457 mm (18 in)	4,5 (1,2)	3,1 (7)
CS01F1	FL0101 w/FT0424	254 mm (10 in)	3,7 (1,0)	2,7 (6)
CS01F2	FL0101 w/FT0438	254 mm (10 in)	4,9 (1,3)	4,1 (9)
CS01F3	FL0101 w/FT0624	356 mm (14 in)	3,7 (1,0)	2,7 (6)
CS01F4	FL0101 w/FT0638	356 mm (14 in)	4,9 (1,3)	4,1 (9)
CS01F5	FL0101 w/FT0838	457 mm (18 in)	4,9 (1,3)	4,1 (9)
CS01F6	FL0101 w/FT0848	457 mm (18 in)	4,9 (1,3)	4,1 (9)
CS02F1	FL0202 w/FT0424	254 mm (10 in)	3,7 (1,0)	2,7 (6)
CS02F2	FL0202 w/FT0438	254 mm (10 in)	4,9 (1,3)	4,1 (9)
CS02F3	FL0202 w/FT0624	356 mm (14 in)	3,7 (1,0)	2,7 (6)
CS02F4	FL0202 w/FT0638	356 mm (14 in)	4,9 (1,3)	4,1 (9)
CS02F5	FL0202 w/FT0838	457 mm (18 in)	4,9 (1,3)	4,1 (9)
CS02F6	FL0202 w/FT0848	457 mm (18 in)	4,9 (1,8)	5,4 (12)
<b>Fusion Air-Purge Round</b>				
246099	AR2020	127 mm (5 in)	1,9 (0,5)	1,5 (3)
246100	AR2929	203 mm (8 in)	4,1 (1,1)	3,1 (7)
248617	AR3737	227 mm (9 in)	4,9 (1,3)	3,6 (8)
246101	AR4242	279 mm (11 in)	6,1 (1,6)	4,1 (9)
246102	AR5252	305 mm (12 in)	9,1 (2,4)	6,4 (14)
246103	AR6060	356 mm (14 in)	NA	14,1 (9)
246104	AR7070	381 mm (15 in)	NA	11,3 (25)
246105	AR8686	457 mm (18 in)	NA	15,8 (35)
<b>Fusion Air-Purge Wide Round</b>				
NA	AW3333	381 mm (15 in)	4,9 (1,3)	3,6 (8)
249529	AW3939	406 mm (16 in)	6,1 (1,6)	4,1 (9)
249530	AW4646	457 mm (18 in)	9,1 (2,4)	6,4 (14)
NA	AW5757	457 mm (18 in)	NA	14,1 (9)
NA	AW6464	564 mm (22 in)	NA	11,3 (25)
NA	AW8282	610 mm (24 in)	NA	15,8 (35)

Gun	Mix Chamber/Tip	Pattern at 61 cm (24 in) from target	Polyurea in liter/min (gpm) @ 138 bar (2000 psi)	Foam in kg/min (lb/min) @ 1000 psi
<b>Fusion Air-Purge Flat</b>				
247101	AF2020 (FT0424)	254 mm (10 in)	2,2 (0,6)	1,5 (3)
247112	AF2929 (FT0438)	254 mm (10 in)	4,5 (1,2)	3,1 (7)
247124	AF4242 (FT0638)	356 mm (14 in)	4,9 (1,3)	4,1 (9)
247138	AF5252 (FT0848)	457 mm (18 in)	6,8 (1,8)	5,4 (12)
<b>Fusion Mechanical-Purge Round</b>				
247003	XR2323 (RTM030)	152 mm (6 in)	1,9 (0,5)	1,8 (4)
247007	XR2929 (RTM040)	203 mm (8 in)	3,4 (0,9)	3,1 (7)
247212 / 247012	MR3535 / XR3535 (RTM040)	203 mm (8 in)	4,5 (1,2)	3,6 (8)
247219 / 247019	MR4747 / XR4747 (RTM055)	227 mm (9 in)	6,4 (1,7)	4,5 (10)
247226 / 247026	MR5757 / XR5757 (RTM070)	254 mm (10 in)	10,2 (2,7)	6,8 (15)
247232	MR6666 (RTM080)	279 mm (11 in)	NA	21,8 (4)
247239	MR8282 (RTM090)	305 mm (12 in)	NA	13,6 (30)
247246	MR9494 (RTM110)	305 mm (12 in)	NA	34,1 (9)
<b>Fusion Mechanical-Purge Flat</b>				
247051	XF1313 (FTM424)	254 mm (10 in)	0,6 (0,15)	0,7 (1,5)
247258 / 247058	MF1818 / XF1818 (FTM424)	254 mm (10 in)	1,2 (0,3)	0,9 (2)
247061	XF 2323 (FTM424)	254 mm (10 in)	1,5 (0,4)	1,1 (2,5)
247265 / 247065	MF2929 / XF2929 (FTM424)	254 mm (10 in)	2,2 (0,6)	1,5 (3)
247275 / 247075	MF3535 / XF3535 (FTM638)	356 mm (14 in)	3,4 (0,9)	2,7 (6)
247282 / 247082	MF4747 / XF4747 (FTM638)	356 mm (14 in)	4,1 (1,1)	3,1 (7)
247289 / 247089	MF5757 / XF5757 (FTM638)	356 mm (14 in)	4,9 (1,3)	3,6 (8)
<b>P2 Gun</b>				
GCP2RA	GC250A w/GC251A	127 mm (5 in)	1,5 (0,4)	1,5 (3)
GCP2R0	GC2500 w/GC2510	229 mm (9 in)	4,1 (1,1)	3,6 (8)
GCP2R1	GC2501 w/GC2511	254 mm (10 in)	6,1 (1,6)	5,4 (12)
GCP2R2	GC2502 w/ GC2512	305 mm (12 in)	9,4 (2,5)	12,7 (6)
GCP2R3	GC2503 w/ GC2513	356 mm (14 in)	NA	21,8 (4)
GCP2R4	GC2504 w/ GC2514	394 mm (15.5 in)	NA	24,1 (9)
GCP2R5	GC2505 w/ GC2515	457 mm (18 in)	NA	32,7 (6)
<b>P2 Elite Gun</b>				
GCP3RA	GC250A w/GC251A	127 mm (5 in)	1,5 (0,4)	1,5 (3)
GCP3R0	GC2500 w/GC2510	229 mm (9 in)	4,1 (1,1)	3,6 (8)
GCP3R1	GC2501 w/GC2511	254 mm (10 in)	6,1 (1,6)	5,4 (12)
GCP3R2	GC2502 w/ GC2512	305 mm (12 in)	9,4 (2,5)	12,7 (6)
GCP3R3	GC2503 w/ GC2513	356 mm (14 in)	NA	21,8 (4)
GCP3R4	GC2504 w/ GC2514	394 mm (15.5 in)	NA	24,1 (9)
GCP3R5	GC2505 w/ GC2515	457 mm (18 in)	NA	32,7 (6)
<b>P2 Auto Gun</b>				
GCP4RA	GC250A w/GC251A	127 mm (5 in)	1,5 (0,4)	1,5 (3)
GCP4R0	GC2500 w/GC2510	229 mm (9 in)	4,1 (1,1)	3,6 (8)
GCP4R1	GC2501 w/GC2511	254 mm (10 in)	6,1 (1,6)	5,4 (12)
GCP4R2	GC2502 w/ GC2512	305 mm (12 in)	9,4 (2,5)	12,7 (6)
GCP4R3	GC2503 w/ GC2513	356 mm (14 in)	NA	21,8 (4)
GCP4R4	GC2504 w/ GC2514	394 mm (15.5 in)	NA	24,1 (9)
GCP4R5	GC2505 w/ GC2515	457 mm (18 in)	NA	32,7 (6)

## PART NUMBER EXAMPLES

### FT0438

Fusion CS or Fusion AP Flat Tip  
 Fan Pattern Width = 8 in (203 mm) (double this number)  
 Tip Orifice Size = .038 in (0,96 mm)



### RD0202

Fusion CS Round Mix Chamber  
 First 02 = "A" (ISO) Chamber Size  
 Second 02 = "B" (RES) Chamber Size



### AF4242

Fusion AP Flat Mix Chamber  
 First 42 = "A" (ISO) Orifice Size = .042 in (1,6 mm)  
 Second 42 = "B" (RES) Orifice Size = .042 in (1,6 mm)



### FTM424

Fusion MP Flat Tip Mechanical  
 Fan Pattern Width = 8 in (203 mm) (double this number)  
 Tip Orifice Size = .024 in (0,61 mm)



### RTM030

Fusion MP Round Tip Mechanical  
 Tip Orifice Size = .030 in (0,76 mm)



### MR 3535

Fusion MP Mechanical Round Mix Module  
 First 35 = "A" (ISO) Orifice Size = .035 in (0,89 mm)  
 Second 35 = "B" (RES) Orifice Size = .035 in (0,89 mm)





# Transfer Pumps and Agitator Kits

Engineered for more output, better performance and great value

## T1 and T2 Transfer Pumps – Reliable and Cost Effective

- The T2 design doubles the output – from 9.5 to 19 liter 2.5 to 5.0 gpm – able to keep up with high-output proportioners
- The smaller T1 pump allows for lower 2:1 output, ideal for spraying applications
- Quick-disconnect feature allows easier drum removal and faster change-outs
- Improved fluid intake easily handles higher viscosity materials – even in cold conditions

	Part Number	Ratio	Maximum output – continuous	Maximum output – intermittent	Maximum input air pressure	Maximum output fluid pressure	Maximum ambient temperature	Maximum fluid temperature	Weight	Dimensions	Manual Number
<b>T1</b>	256200	2:1	9.5 lpm (2.5 gpm)	15 lpm (4.0 gpm)	12 bar (180 psi, 1.2 MPa)	25 bar (360 psi, 2.5 MPa)	50°C (120°F)	82°C (180°F)	8.4 kg (18 lb)	130.8 cm (51.5 in) length; 66 mm (2.6 in) diameter (cap)	312766
<b>T2</b>	295616	2.25:1	19 lpm (5.0 gpm)	28 lpm (7.5 gpm)	12 bar (180 psi, 1.2MPa)	28 bar (405 psi, 2.8MPa)	50°C (120°F)	88°C (190°F)	9.5 kg (21 lb)	137 cm (54 in) length; 89 mm (3.5 in) diameter (cap)	311882



### Quick-release Bung Adapter

For easy drum removal without interference from hose connections

### Corrosion-resistant Components

Stainless steel wetted parts

### PTFE Seals

Improved performance for less maintenance



## ◀ TWISTORK™ HELIX MIXER

- Air-operated with a variable-speed, 1.5 HP motor, capable of 7 bar (100 psi, 0.7 MPa) maximum working pressure
- Available in carbon steel and stainless steel
- Built for long-life, corrosion-resistance and structural integrity
- Helix-shaped mixing blades are threaded through a closed-head drum's standard bung opening
- Heavy-duty agitator features lube-free assembly, eliminating fluid contamination
- Gentle mixing reduces degradation and splashing, compared to propeller blades
- Option for agitator speed control

# Ordering Information

Transfer pumps and agitators

## COMPLETE SUPPLY PUMP SYSTEMS

*(Includes the following: All air and fluid fittings, hoses for two pumps.)*

- 247955..... Complete T1 (247956) supply pump system
- 246081..... Complete T2 (246898) supply pump system
- 246655..... Complete Triton™ 308 (246677) supply pump system
- 246369..... Complete Husky™ 515 (246481) supply pump system
- 246375..... Complete Husky™ 716 (246482) supply pump system
- 246376..... Complete Husky™ 1050 (246676) supply pump system

## SUPPLY PUMPS WITH DRUM RISER TUBE

- 256200..... T1 2:1 ratio piston pump for higher viscosity materials, 25 bar (360 psi) max fluid pressure, 9.5 liter (2.5 gpm) @ 100 cpm
- 295616..... T2 2:1 ratio piston pump for higher viscosity materials, 28 bar (405 psi) max fluid pressure, 24 liter (5.0 gpm) @ 100 cpm
- 246654..... Triton 308 diaphragm pump, aluminium, 3/8 in fluid outlet, 8 bar (115 psi) max air inlet, 7.6 liter (2.0 gpm) @ 60 cpm
- 246366..... Husky 515 diaphragm pump, acetal bolted design, 6.8 bar (100 psi) max air inlet, 28 liter (7.5 gpm) @ 60 cpm
- 246367..... Husky 716 diaphragm pump, aluminium clamped design, 6.8 bar (100 psi) max air inlet, 28 liter (7.5 gpm) @ 60 cpm
- 246368..... Husky 1050 diaphragm pump for trailer mounts – aluminium, bolted, wall mount, 8.6 bar (125 psi) max air inlet, 34 liter (9 gpm) @ 60 cpm
- 248825..... 5:1 Monark™ drum pump, for high viscosity materials, 900 psi max fluid psi, 3m(10 ft) hose, 3/4 npt (m), air regulator, manual 310863

## TWO SUPPLY PUMPS WITH FLUID PLUMBING

- 247956..... T1 pumps with supply hoses
- 246898..... T2 pumps with supply hoses
- 246677..... Triton 308 (246654), 3m x 19mm (10 ft x 3/4 in) supply hose
- 246481..... Husky 515 (246366), 3m x 19mm (10 ft x 3/4 in) supply hose
- 246482..... Husky 716 (246367), 3m x 19mm (10 ft x 3/4 in) supply hose
- 246676..... Husky 1050 (246368), 3m x 19mm (10 ft x 3/4 in) supply hose, 1.8m x 19mm (6 ft x 3/4 in) suction hose

## SUPPLY PUMP ACCESSORIES

- 246419..... 208l (55 gal) feed pump tube with inlet ball check
- 246477..... 19mm (3/4 in) bung return tube with air dryer port
- 246483..... Air distribution kit, 8.4 bar (120 psi, 0.84 MPa) for two feed pumps and a Fusion gun
- 247616..... Desiccant dryer kit
- 246978..... Reactor manifold circulation kit with return tubes, return fluid lines and dryers
- 15C381 ..... Desiccant replacement

## AGITATORS

- 224854..... Twistork CS, air-operated, 1-1/2 HP, 0.9m (37.3 in) length
- 235534..... Twistork SST, air-operated, 1-1/2 HP, 0.9m (37.3 in) length
- 236629..... Twistork SST, air-operated with built-in return tube, 3/4 HP, 1.2m (47.5 in) in length
- 248824..... Twistork CS, air-operated (224854), 1-1/2 HP, 0.9m (37.3 in) with air hose
- 24C728 ..... Expanding blade mixer, low viscosity, up to 1000 centipoise
- 24C729 ..... Expanding blade mixer, high-viscosity, up to 2000 centipoise





## ABOUT GRACO

Founded in 1926, Graco is a world leader in fluid handling systems and components. Graco products move, measure, control, dispense and apply a wide range of fluids and viscous materials used in vehicle lubrication, commercial and industrial settings.

The company's success is based on its unwavering commitment to technical excellence, world-class manufacturing and unparalleled customer service. Working closely with qualified distributors, Graco offers systems, products and technology that set the quality standard in a wide range of fluid handling solutions. Graco provides equipment for spray finishing, protective coating, paint circulation, lubrication, and dispensing sealants and adhesives, along with power application equipment for the contractor industry. Graco's ongoing investment in fluid management and control will continue to provide innovative solutions to a diverse global market.

## GRACO LOCATIONS

### MAILING ADDRESS

P.O. Box 1441  
Minneapolis, MN 55440-1441  
Tel: 612-623-6000  
Fax: 612-623-6777

### AMERICAS

#### MINNESOTA

Worldwide Headquarters  
Graco Inc.  
88-11th Avenue N.E.  
Minneapolis, MN 55413

### EUROPE

#### BELGIUM

European Headquarters  
Graco BVBA  
Industrieterrein-Oude Bunders  
Slakweidestraat 31  
3630 Maasmechelen,  
Belgium  
Tel: 32 89 770 700  
Fax: 32 89 770 777

### ASIA PACIFIC

#### AUSTRALIA

Graco Australia Pty Ltd.  
Suite 17, 2 Enterprise Drive  
Bundoora, Victoria 3083  
Australia  
Tel: 61 3 9468 8500  
Fax: 61 3 9468 8599

#### CHINA

Graco Hong Kong Ltd.  
Shanghai Representative Office  
Building 7  
1029 Zhongshan Road South  
Huangpu District  
Shanghai 200011  
The People's Republic of China  
Tel: 86 21 649 50088  
Fax: 86 21 649 50077

### INDIA

Graco Hong Kong Ltd.  
India Liaison Office  
Room 432, Augusta Point  
Regus Business Centre 53  
Golf Course Road  
Gurgaon, Haryana  
India 122001  
Tel: 91 124 435 4208  
Fax: 91 124 435 4001

#### JAPAN

Graco K.K.  
1-27-12 Hayabuchi  
Tsuzuki-ku  
Yokohama City, Japan 2240025  
Tel: 81 45 593 7300  
Fax: 81 45 593 7301

#### KOREA

Graco Korea Inc.  
Shinhan Bank Building  
4th Floor #1599  
Gwanyang-Dong, Dongan-Ku,  
Anyang-si, Korea 431-060  
Tel: 82 31 476 9400  
Fax: 82 31 476 9801

All written and visual data contained in this document are based on the latest product information available at the time of publication. Graco reserves the right to make changes at any time without notice.

Graco is certified ISO 9001.



Europe  
+32 89 770 700  
FAX +32 89 770 777  
WWW.GRACO.COM

©2015 Graco BVBA 349104ENEU Rev.B 09/12 Printed in Europe.  
All other brand names or marks are used for identification purposes and are trademarks of their respective owners.