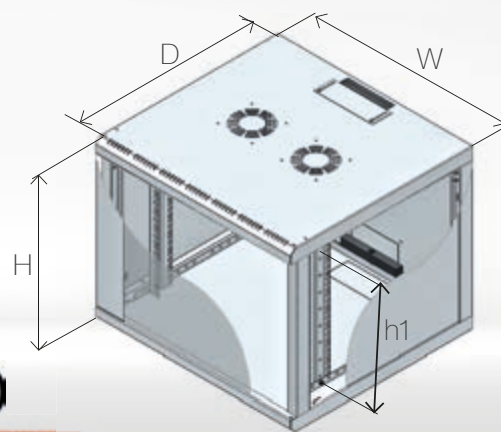




# Wallmount Solutions



## Single Wallmount Cabinet with Openable Side Panels From Outside

### Technical Features

<b>Material</b>	1-1,5-2 mm steel
<b>Color</b>	RAL 7035 or RAL 9005
<b>Maximum Static Load</b>	Up to 80 kg.
<b>Finish</b>	Electrostatic Powder Paint

### Standard Configuration:

- Steel frame
- Glass door with cylindrical lock
- Openable side panels from outside
- 1 Pair of heavy duty 19" Mounting Rails
- RoHS compliant, UL Certified
- Flat Pack option available

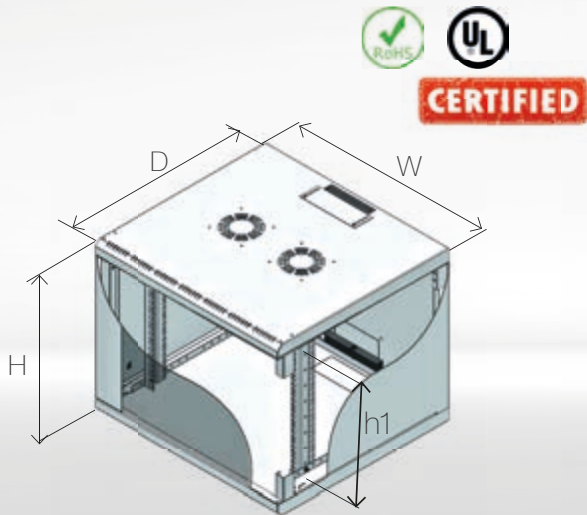
### Option:

- Adjustable feet or Castor Set (Solid front door)
- Available as floor standing cabinet as an option with castors or adjustable feet

### Order Information

Height U	Outer Width (W) mm	Outer Depth (D) mm	Outer Height (H) mm	Inner Width (w1) mm	Inner Depth (d1) mm	Inner Height (h1) mm	19" Rails Adjustable Depth Range (c)	Weight kg	Part No
6	600	400	366	510	360	266	110-305	15	WS30-X-0664A
6	600	560	366	510	520	266	110-465	18	WS30-X-0665A
9	600	400	488	510	360	408	110-305	19	WS30-X-0964A
9	600	560	488	510	520	408	110-465	22	WS30-X-0965A
12	600	400	621	510	360	541	110-305	23	WS30-X-1264A
12	600	560	621	510	520	541	110-465	26	WS30-X-1265A
15	600	400	755	510	360	674	110-305	27	WS30-X-1564A
15	600	560	755	510	520	674	110-465	30	WS30-X-1565A
18	600	400	888	510	360	808	110-305	21	WS30-X-1864A
18	600	560	888	510	520	808	110-465	34	WS30-X-1865A
21	600	400	1022	510	360	942	110-305	33	WS30-X-2164A
21	600	560	1022	510	520	942	110-465	38	WS30-X-2165A

X (Color code): 7:RAL 7035 Light Grey, 9:RAL 9005 Black



## Single Wallmount Cabinet with Fixed Side Panels

### Technical Features

Material	1-1,5-2 mm steel
Color	RAL 7035 or RAL 9005
Maximum Static Load	Up to 80 kg.
Finish	Electrostatic Powder Paint

### Standard Configuration:

- Steel frame
- Glass door with cylindrical lock
- Fixed side panel
- 1 Pair of heavy duty 19" Mounting Rails
- RoHS compliant, UL Certificated
- Flat Pack option available


### Option:

- Adjustable feet or Castor Set (Solid front door)
- Available as floor standing cabinet as an option with castors or adjustable feet

### Order Information

Height U	Outer Width (w) mm	Outer Depth (D) mm	Outer Height (H) mm	Inner Width (w1) mm	Inner Depth (d1) mm	Inner Height (h1) mm	19" Rails Adjustable Depth Range (c)	Weight kg	Part No
6	600	400	366	510	360	266	110-305	15	WS3F-X-0664A
6	600	560	366	510	520	266	110-465	18	WS3F-X-0665A
9	600	400	488	510	360	408	110-305	19	WS3F-X-0964A
9	600	560	488	510	520	408	110-465	22	WS3F-X-0965A
12	600	400	621	510	360	541	110-305	23	WS3F-X-1264A
12	600	560	621	510	520	541	110-465	26	WS3F-X-1265A
15	600	400	755	510	360	674	110-305	27	WS3F-X-1564A
15	600	560	755	510	520	674	110-465	30	WS3F-X-1565A
18	600	400	888	510	360	808	110-305	21	WS3F-X-1864A
18	600	560	888	510	520	808	110-465	34	WS3F-X-1865A
21	600	400	1022	510	360	942	110-305	33	WS3F-X-2164A
21	600	560	1022	510	520	942	110-465	38	WS3F-X-2165A

X (Color code): 7:RAL 7035 Light Grey, 9:RAL 9005 Black



## Single Wallmount Cabinet with Openable Side Panels From Inside

### Technical Features

Material	1,2 mm steel
Color	RAL 7035 or RAL 9005
Maximum Static Load	Up to 80 kg.
Finish	Electrostatic Powder Paint

### Standard Configuration:

- Steel frame
- Glass door with cylindrical lock
- Openable side panels from inside for security
- 1 Pair of heavy duty 19" mounting rails
- Flatpack option available
- Adjustable feet or Castor Set
- RoHS compliant, UL Certificated

### Order Information

Height U	Outer Width (W) mm	Outer Depth (D) mm	Outer Height (H) mm	Inner Width (w1) mm	Inner Depth (d1) mm	Inner Height (h1) mm	19" Rails Adjustable Depth Range (c)	Weight kg	Part No
6	600	400	366	510	360	266	110-305	15	WS3N-X-0664A
6	600	560	366	510	520	266	110-465	18	WS3N-X-0665A
9	600	400	488	510	360	408	110-305	19	WS3N-X-0964A
9	600	560	488	510	520	408	110-465	22	WS3N-X-0965A
12	600	400	621	510	360	541	110-305	23	WS3N-X-1264A
12	600	560	621	510	520	541	110-465	26	WS3N-X-1265A
15	600	400	755	510	360	674	110-305	27	WS3N-X-1564A
15	600	560	755	510	520	674	110-465	30	WS3N-X-1565A
18	600	400	888	510	360	808	110-305	21	WS3N-X-1864A
18	600	560	888	510	520	808	110-465	34	WS3N-X-1865A
21	600	400	1022	510	360	942	110-305	33	WS3N-X-2164A
21	600	560	1022	510	520	942	110-465	38	WS3N-X-2165A

X (Color code): 7:RAL 7035 Light Grey, 9:RAL 9005 Black



**CERTIFIED**



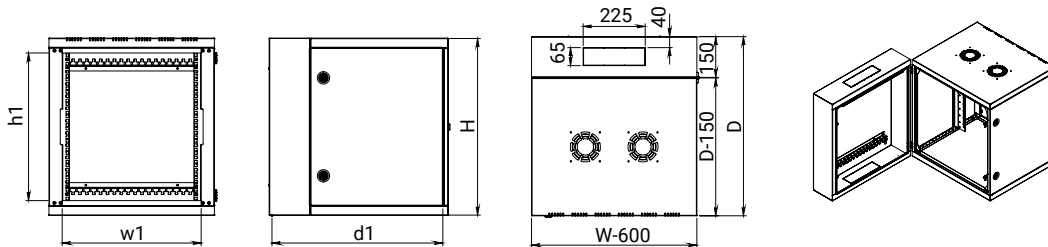
## Double Section Wallmount Cabinet

### Technical Features

Material	1-1,2-2 mm steel
Color	RAL 7035 or RAL 9005
Maximum Static Load	Up to 100 kg.
Finish	Electrostatic Powder Paint

### Standard Configuration:

- Steel frame
- Glass door with cylindrical lock
- Accessible from rear side with double hinged design
- 1 Pair of heavy duty 19" Mounting Rails
- Horizontal cable organizer on the back side
- RoHS compliant, UL Certificated



### Order Information

Height U	Outer Width (w) mm	Outer Depth (D) mm	Outer Height (H) mm	Inner Width (w1) mm	Inner Depth (d1) mm	Inner Height (h1) mm	19" Rails Adjustable Depth Range (c)	Weight kg	Part No
6	600	300+150	366	530	260+120	266	110-205	20,23	WS3D -X-0664A
6	600	500+150	366	530	460+120	266	110-405	22,4	WS3D -X-0666A
9	600	300+150	500	530	260+120	400	110-205	29,93	WS3D -X-0964A
9	600	500+150	500	530	460+120	400	110-405	32,44	WS3D -X-0966A
12	600	300+150	632	530	260+120	532	110-205	38,67	WS3D -X-1264A
12	600	500+150	632	530	460+120	532	110-405	42,87	WS3D -X-1266A
15	600	300+150	766	530	260+120	666	110-205	46,34	WS3D -X-1564A
15	600	500+150	766	530	460+120	666	110-405	52,61	WS3D -X-1566A
18	600	300+150	900	530	260+120	800	110-205	55,46	WS3D -X-1864A
18	600	500+150	900	530	460+120	800	110-405	62,9	WS3D -X-1866A
21	600	300+150	1034	530	260+120	934	110-205	64,67	WS3D -X-2164A
21	600	500+150	1034	530	460+120	934	110-405	72,43	WS3D -X-2166A

X (Color code): 7:RAL 7035 Light Grey, 9:RAL 9005 Black



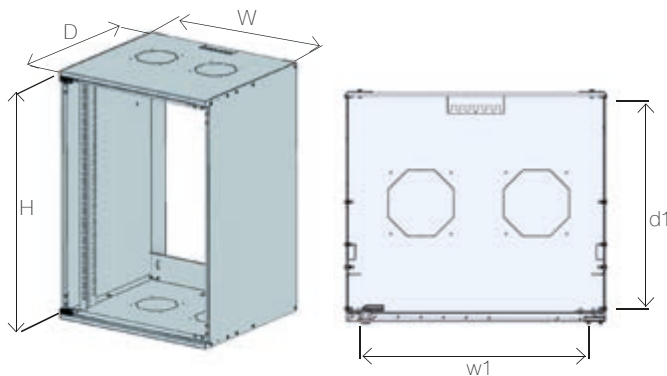
## 19" SOHO Cabinet

### Technical Features

Material	1,2 mm steel
Color	RAL 7035 or RAL 9005
Maximum Static Load	Up to 50 kg.
Finish	Electrostatic Powder Paint

### Standard Configuration:

- Steel frame
- Glass door with cylindrical lock
- 1 Pair of heavy duty 19" mounting rails
- Flatpack option available
- Low cost alternative
- RoHS compliant, UL certificated



### Order Information

Height U	Outer Width (W) mm	Outer Depth (D) mm	Outer Height (H) mm	Inner Width (w1) mm	Inner Depth (d1) mm	Inner Height (h1) mm	Weight kg	Part No
6	500	450	336	478	422	275	5,89	WCS-X-0654A
9	500	450	469	478	422	408	7,97	WCS-X-0954A
12	500	450	603	478	422	543	10,05	WCS-X-1254A

(Color code): 7:RAL 7035 Light Grey, 9:RAL 9005 Black



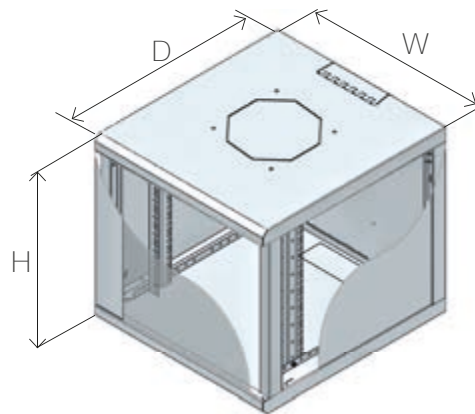
## 10" SOHO Cabinet

### Technical Features

Material	1,2 mm steel
Color	RAL 7035 or RAL 9005
Maximum Static Load	Up to 50 kg.
Finish	Electrostatic Powder Paint

### Standard Configuration:

- Steel Frame
- Glass door with cylindrical lock
- Openable side panels
- 1 Pair of heavy duty 10" mounting rails
- RoHS compliant, UL certificated



### Order Information

Height U	Outer Width (W) mm	Outer Depth (D) mm	Outer Height (H) mm	Weight kg	Part No
6	316	310	336	17	WCT-X-0633A

(Color code): 7:RAL 7035 Light Grey, 9:RAL 9005 Black