

## Table of Contents

Frame scaffolding type SLV 70 compatibil cu Plettac

### Page

3

Frame scaffolding type SLV 73 compatibil cu Layher

Frame scaffolding type SLV 65 compatibil cu Rux

9

14

Common elements / Accessories

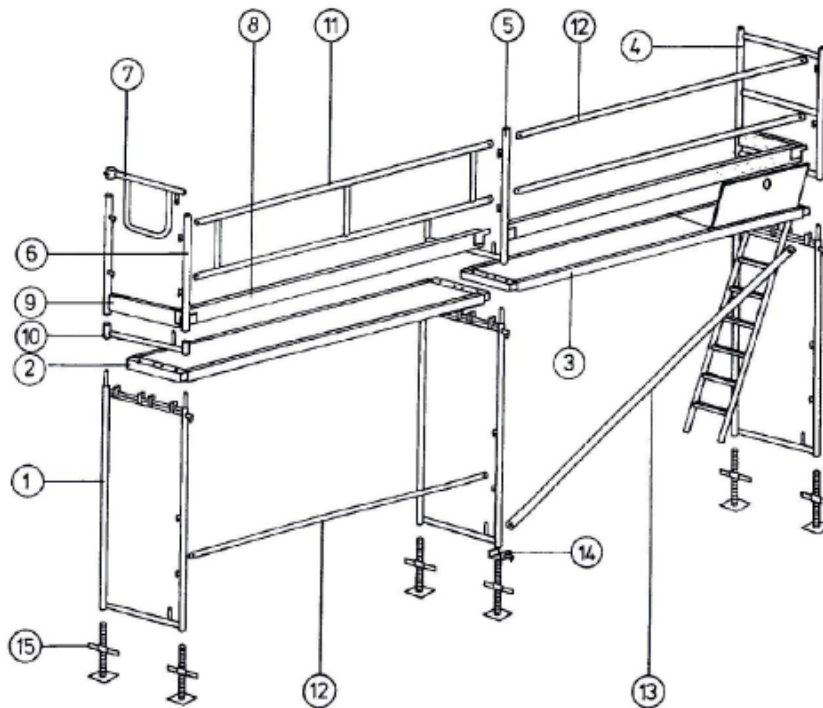
19

Mobile scaffoldings

22

# FRAME SCAFFOLDING TYPE SLV70

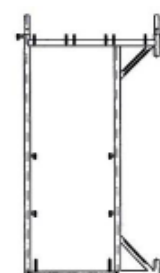
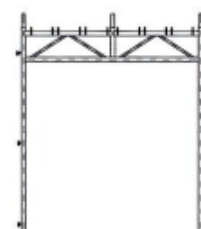


---




- 1. Frame
- 2. Wooden deck or Steel deck
- 3. Aluminum-plywood access deck with ladder
- 4. Final frame
- 5. L-frame
- 6. Guardrail post
- 7. Double side guardrail
- 8. Toe board

- 09. Side toe board
- 10. Frame traverse
- 11. Double guardrail
- 12. Guardrail
- 13. Bracing
- 14. Bracing strap
- 15. Base jack

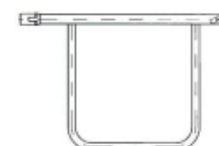
Element	Dimensions	Weight
1. Frame 2m NO. SLV-70-01-01	Height: 2150 mm Width: 847 mm	19,00 kg
Aluminium frame 2m NO. SLV-70-01-02	Height: 2150 mm Width: 847 mm	9,30 kg
Frame 500 NO. SLV-70-01-03	Height: 650 mm Width: 847 mm	8,90 kg
Frame 1000 NO. SLV-70-01-04	Height: 1150 mm Width: 847 mm	12,10 kg
Aluminium frame 1000 NO. SLV-70-01-05	Height: 1150 mm Width: 847 mm	5,80 kg
Frame 1500 NO. SLV-70-01-06	Height: 1650 mm Width: 847 mm	15,60 kg
Final frame NO. SLV-70-01-07	Height: 1085 mm Width: 787 mm	13,50 kg
Aluminium final frame NO. SLV-70-01-08	Height: 1085 mm Width: 787 mm	13,50 kg
Walkthrough frame NO. SLV-70-01-09	Height: 2550 mm Width: 1650 mm	33,00 kg
Side frame NO. SLV-70-01-10	Height: 2150 mm Width: 847 mm	23,00 kg

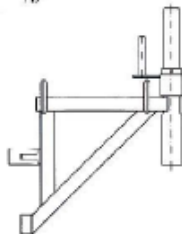
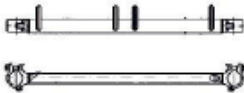




Element	Dimensions	Weight
2. Steel deck 0,8 m NO. SLV-70-02-01	Length: 734 mm	5,80 kg
Steel deck 1,1 m NO. SLV-70-02-02	Length: 1060 mm	7,40 kg
Steel deck 1,5 m NO. SLV-70-02-03	Length: 1495 mm	10,20 kg
Steel deck 2,0 m NO. SLV-70-02-04	Length: 1995 mm	13,30 kg
Steel deck 2,5 m NO. SLV-70-02-05	Length: 2495 mm	16,50 kg
Steel deck 3,0 m NO. SLV-70-02-06	Length: 2995 mm	19,30 kg
Wooden deck 0,8 m NO. SLV-70-02-07	Length: 734 mm	5,80 kg
Wooden deck 1,1 m NO. SLV-70-02-08	Length: 1060 mm	7,40 kg
Wooden deck 1,5 m NO. SLV-70-02-09	Length: 1495 mm	10,20 kg
Wooden deck 2,0 m NO. SLV-07-02-10	Length: 1995 mm	13,30 kg
Wooden deck 2,5 m NO. SLV-07-02-11	Length: 2495 mm	16,50 kg
Wooden deck 3,0 m NO. SLV-07-02-12	Length: 2995 mm	19,30 kg
Alu-plywood deck 2,5m NO. SLV-70-02-13	Length: 2490 mm	19,10 kg
Alu-plywood deck 3,0m NO. SLV-70-02-14	Length: 2990 mm	24,90 kg
Aluminium deck 2,5m NO. SLV-70-02-15	Length: 2490 mm	18,20 kg
Aluminium deck 3,0m NO. SLV-70-02-16	Length: 2990 mm	19,30 kg
	Width: 655 mm	
Aluminum-plywood access deck with ladder 2,5 m NO. SLV-70-02-17	Length: 2490 mm	25,80 kg
Aluminum-plywood access deck with ladder 3,0 m NO. SLV-70-02-18	Length: 2990 mm	30,30 kg
Aluminium access deck with ladder 2,5 m NO. SLV-70-02-19	Length: 2490 mm	22,50 kg
Aluminium access deck with ladder 3,0 m NO. SLV-70-02-20	Length: 2990 mm	25,00 kg
	Width: 655 mm	

Element	Dimensions	Weight
3. Guardrail 0,8 m NO. SLV-70-03-01	Length: 800 mm	1,50 kg
Guardrail 1,1 m NO. SLV-70-03-02	Length: 1130 mm	1,90 kg
Guardrail 1,5 m NO. SLV-70-03-03	Length: 1560 mm	2,70 kg
Guardrail 2,0 m NO. SLV-70-03-04	Length: 2060 mm	3,40 kg
Guardrail 2,5 m NO. SLV-70-03-05	Length: 2560 mm	4,20 kg
Guardrail 3,0 m NO. SLV-70-03-06	Length: 3060 mm	5,15 kg
Aluminium double guardrail NO. SLV-70-03-07	Length: 2000 mm Height: 470 mm	3,80 kg
Double side guardrail NO. SLV-70-03-08	Length: 770 mm Height: 470 mm	3,80 kg
4. Bracing 1,5 m NO. SLV-70-04-01	Length: 2560 mm	7,20 kg
Bracing 2,0 m NO. SLV-70-04-02	Length: 2888 mm	8,70 kg
Bracing 2,5 m NO. SLV-70-04-03	Length: 3262 mm	9,80 kg
Bracing 3,0 m NO. SLV-70-04-04	Length: 3666 mm	10,80 kg
5. Guardrail post 1m NO. SLV-70-05-01	Height: 1025 mm	4,00 kg
Aluminium guardrail post NO. SLV-70-05-02	Height: 1025 mm	
L-frame 1m NO. SLV-70-05-03	Height: 1025 mm Width: 787 mm	5,20 kg
Aluminium L-frame 1m NO. SLV-70-05-04	Height: 1025 mm Width: 787 mm	2,90 kg





Element	Dimensions	Weight
L-frame2m NO. SLV-70-05-05	Height: 2025 mm Width: 787 mm	9,60 kg
6. Toe board 0,8 m NO. SLV-70-06-01 Toe board 1,1 m NO. SLV-70-06-02 Toe board 1,5 m NO. SLV-70-06-03 Toe board 2,0 m NO. SLV-70-06-04 Toe board 2,5 m NO. SLV-70-06-05 Toe board 3,0 m NO. SLV-70-06-06	Length: 770 mm Length: 1095 mm Length: 1530 mm Length: 2030 mm Length: 2530 mm Length: 3030 mm Height: 150 mm	2,00 kg 2,60 kg 3,50 kg 4,40 kg 5,25 kg 6,10 kg
Side toe board NO. SLV-70-06-07	Length: 710 mm Height: 130 mm	1,35 kg
7. Frame traverse NO. SLV-70-07-01	Width: 800 mm	4,00 kg
Console 0,74 m NO. SLV-70-07-02	Height: 920 mm Width: 970 mm	10,45 kg
Console 0,64 m NO. SLV-70-07-03	Height: 830 mm Width: 860 mm	8,60 kg
Console with connector 0,32m NO. SLV-70-07-04	Height: 580 mm Width: 490 mm	6,70 kg

Element	Dimensions	Weight
Guardrail coupler NO. SLV-70-07-05		0,90 kg
Bracing strap NO. SLV-70-07-06	Height: 63 mm Width: 120 mm	0,50 kg
8. Aluminium stairs NO. SLV-70-08-01	Length: 2,5m Height: 2 m  Length: 3m Height: 2 m	27,50 kg  32,50 kg
Aluminium external guardrail for stairs NO. SLV-70-08-02	Length: 2,5 m Length: 3,0 m	7,00 kg 9,00 kg
Aluminium internal guardrail for stairs NO. SLV-70-08-03	Length: 2,5 m	6,00 kg

