

## CAST IRON Y STRAINER HIGH TEMPERATURE PN16 FLANGES DIN 3202-1 F1

Cast iron Y strainer flanged PN16 for filtration of high temperature network, hot water, steam, compressed air, water treatment and irrigation.

Strainer with removable filter and bolted bonnet

Threaded BSP draining cap allowing to install a draining valve.

Certificate

3.1



PED/2014/68/UE

BUREAU VERITAS  
Certification



**Size :** DN15 to DN200

**Connection :** Flanges RF PN10/16

**Min Temperature :** -10°C

**Max Temperature :** +300°C

**Max Pressure :** 16 Bars

**Specifications :** Removable stainless steel filter

Bolted bonnet with draining cap

High temperature

**Materials :** Cast iron EN GJL-250

**CAST IRON Y STRAINER HIGH TEMPERATURE PN16 FLANGES DIN 3202-1 F1**

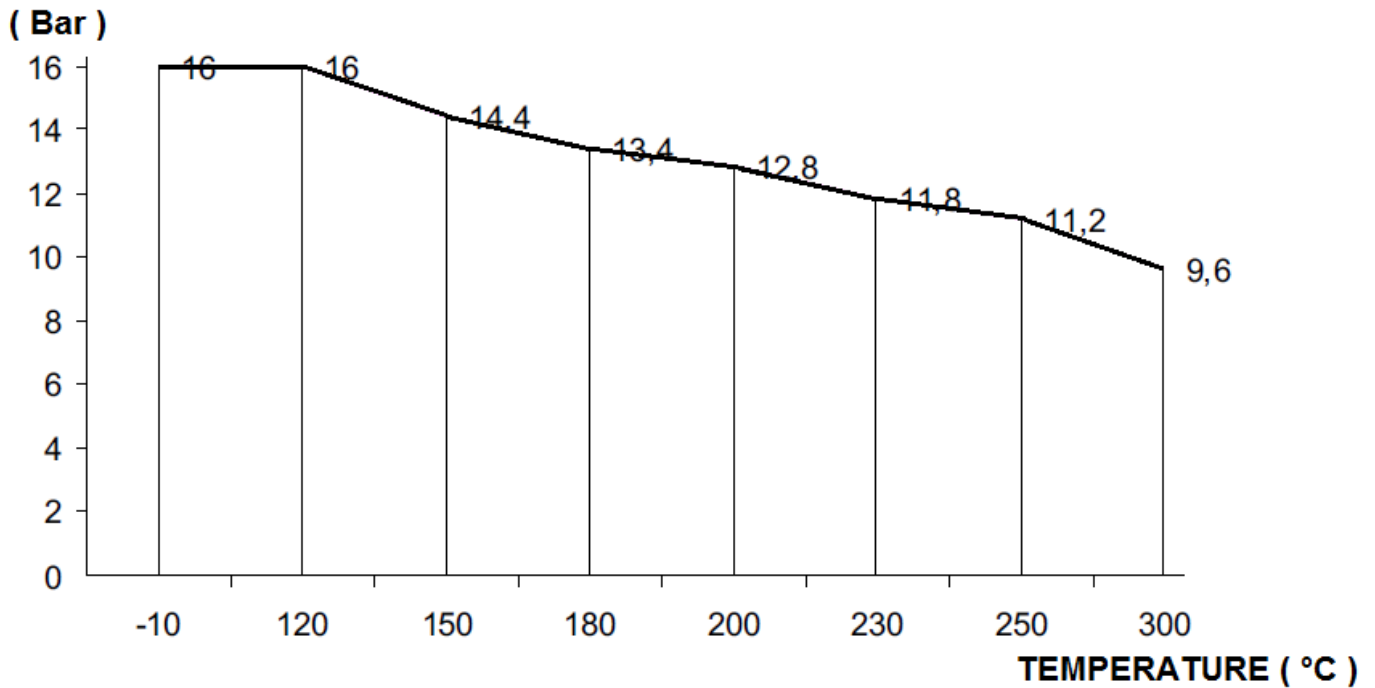
**SPECIFICATIONS :**

- Stainless steel removable filter
- Flanges R.F. PN10/16 up to DN150 , PN16 for DN200
- Horizontal or vertical position with descendant fluid (respect the flow direction indicated by the arrow)
- Mesh 1mm up to DN 50 , 1.25 mm from DN 65 to 80 and 1.6 mm over
- Bolted bonnet with draining cap threaded BSP
- Blue RAL 5002 painting, 100 µm thickness

**USE :**

- High temperature, hot water, steam, compressed air, water treatment and irrigation
- Min Temperature Ts : - 10°C
- Max Temperature Ts :+ 300°C
- Max Pressure Ps : 16 bars ( see graph )
- **Steam : 10 bars max.**

**PRESSURE / TEMPERATURE GRAPH ( STEAM EXCLUDED ) :**

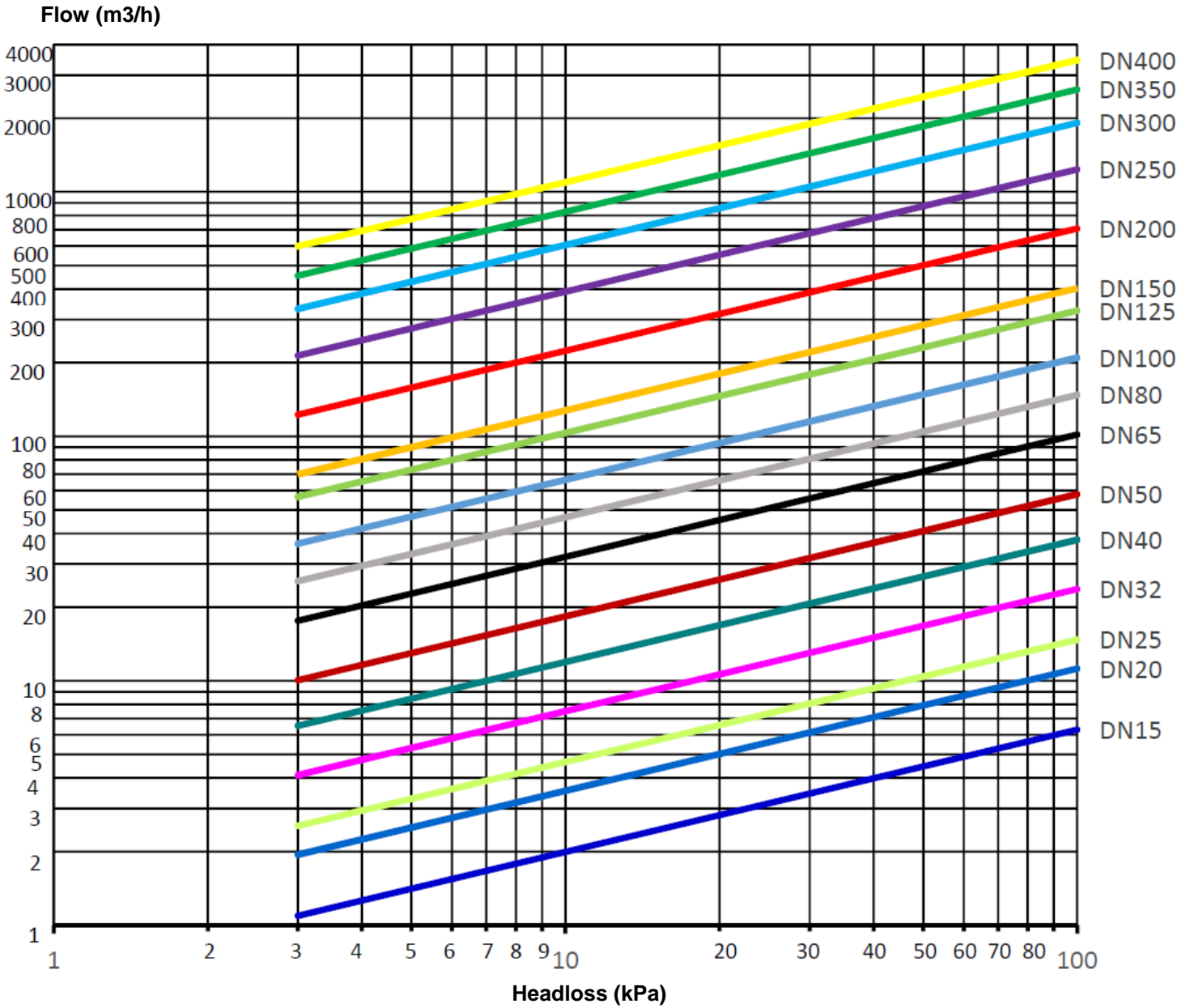


**FLOW COEFFICIENT Kvs ( M3 / h ) :**

DN	15	20	25	32	40	50	65	80	100	125	150	200
Kvs ( m3/h )	6.3	11.2	14.7	23.7	37.7	57.9	101.5	147.4	209.6	326.2	403	707

**CAST IRON Y STRAINER HIGH TEMPERATURE PN16 FLANGES DIN 3202-1 F1**

**HEAD LOSS GRAPH :**



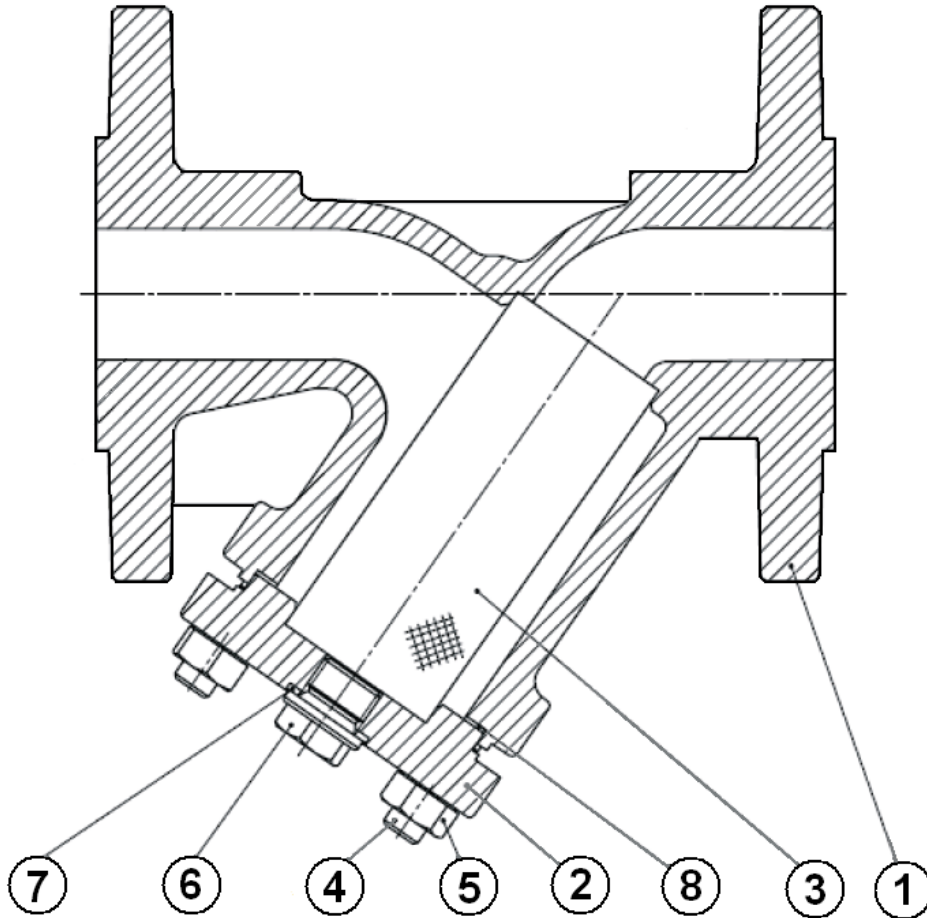
100 kPa = 1 bar

**CAST IRON Y STRAINER HIGH TEMPERATURE PN16 FLANGES DIN 3202-1 F1**

**RANGE :**

- Cast iron strainer flanged R. F. PN10/16 from DN 15 to DN 150 and PN16 for DN200 **Ref.236**

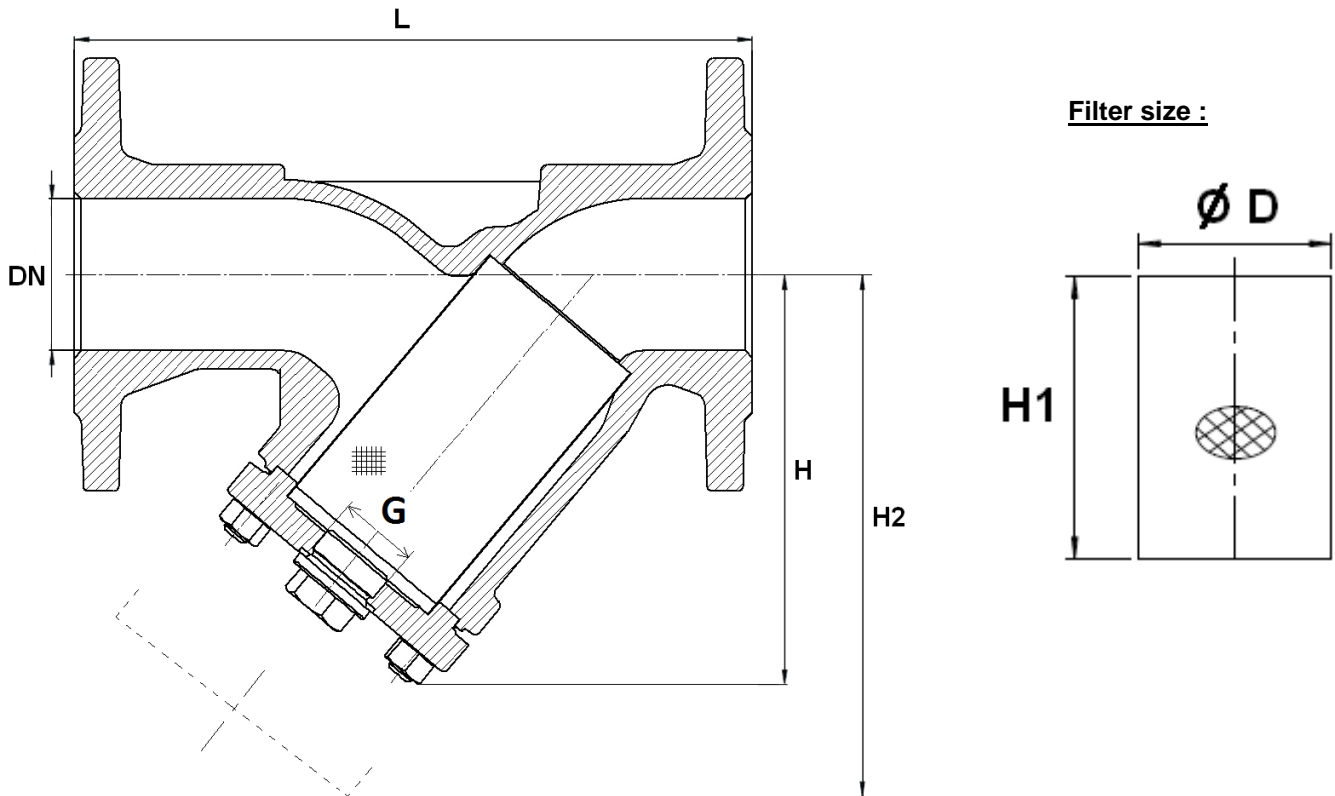
**MATERIALS :**



Item	Designation	Materials
1	Body	Cast iron EN GJL-250
2	Bonnet	Cast iron EN GJL-250
3	Filter	ASTM A182 F 304
4	Studs	Steel 8.8-A2A
5	Nut	Steel 8-A2A
6	Draining cap	Steel C35E
7	Draining gasket	Steel A4 1.4571
8	Bonnet gasket	Graphite

**CAST IRON Y STRAINER HIGH TEMPERATURE PN16 FLANGES DIN 3202-1 F1**

**SIZE ( in mm ) :**



DN	15	20	25	32	40	50	65	80	100	125	150	200
L	130	150	160	180	200	230	290	310	350	400	480	600
H	90	100	115	135	150	155	175	205	275	325	397	535
H2	135	150	180	215	240	250	285	330	365	425	480	610
G ( drain )	3/8"	3/8"	3/4"	3/4"	1"	1"	1"	1"	1"1/2	1"1/2	1"1/2	1"1/2
Ø D	23	28	36	42	50	61.5	78.5	89.5	109.5	137.5	160	210
H1	56	68	82	98	114	119	134	149	169	199	224	284
Mesh	1	1	1	1	1	1	1.25	1.25	1.6	1.6	1.6	1.6
Weight (Kg)	2.6	3	4.3	6.8	8.8	11	14.6	18.6	27	38.5	54.5	110
Ref.	236015	236020	236025	236032	236040	236050	236065	236080	236100	236125	236150	236200



**CAST IRON Y STRAINER HIGH TEMPERATURE PN16 FLANGES DIN 3202-1 F1****STANDARDS :**

- Manufacturer certified ISO 9001 : 2015 and ISO 14001 :2015
- DIRECTIVE 2014/68/EU : CE N° 0062  
Risk category III Module H
- Certificate 3.1 on request
- Test according to EN 12266-1
- Length according to EN 558 Series 1 ( DIN 3202 F1 – NF 29354 )
- Flanges R.F. according to EN 1092-2 PN16
- Approval certificate Polish **PZH**
- Russian certification TRCU (marking and declaration EAC on request)

**INSTALLATION POSITIONS :**

Vertical position ( descendand fluid )

